



# **SREE NARAYANA COLLEGE KANNUR**

ACCREDITED BY NAAC WITH 'A' GRADE (AFFILIATED TO KANNUR UNIVERSITY)

Sree Narayana College Kannur, P.O. Thottada, Kannur, Kerala, India - 670 007

✉ [sncollegekannur@gmail.com](mailto:sncollegekannur@gmail.com) ☎ 0497 - 2731085

🌐 [www.sncollegekannur.ac.in](http://www.sncollegekannur.ac.in)



## **NIRF Report, AAA Report and Details on Follow up Actions**



# NIRF REPORT

## NIRF REPORT AND FOLLOW -UP ACTION

From 2020 onwards, college was making efforts to apply for the National Institutional Ranking Framework (NIRF). Unfortunately, the initial attempt did not yield the desired results. Recognizing the significance of this matter, the Internal Quality Assurance Cell (IQAC) organized a meeting to evaluate the situation thoroughly. It was unanimously decided in the IQAC meeting that seeking external expertise would be crucial to understand and improve the NIRF ranking procedure. To address this, IQAC organized a one-day session with Dr. R Raveendran, Research Officer, S N Trust Kollam. During this session, he explained and provided valuable insights about NIRF ranking parameters. The knowledge gained from Dr.R Raveendran's expertise drives the college towards success. Consequently, the college showcased significant improvement by achieving 201-300 band in the NIRF ranking for the year 2024. This success stands as evidence to the institution's commitment to continuous improvement.



**SREE NARAYANA COLLEGE KANNUR**  
AFFILIATED TO KANNUR UNIVERSITY

**INTERNAL QUALITY ASSURANCE CELL**

*Organizes*

**A SESSION ON  
NIRF RANKING PARAMETERS**


Resource Person :

**Dr. R .Raveendran**  
Research Officer  
S N Trust, Kollam

03/07/2023

10.30 AM

Seminar hall -2



**SREE NARAYANA COLLEGE KANNUR**  
AFFILIATED TO KANNUR UNIVERSITY

**nirf**  
NATIONAL INSTITUTIONAL RANKING FRAMEWORK

**201-300**  
RANK BAND

**NIRF RANKING -2024**





**National Institutional Ranking Framework**  
Ministry of Education  
Government of India



[HOME](#)

[ABOUT NIRF](#)

[PARAMETER](#)

[DOCUMENTS](#)

[RANKING](#)

[NOTIFICATION/ADVT](#)

[FAQS](#)

[CONTACT](#)

## India Rankings 2024: College (Rank-band: 201-300)

Institution list in alphabetical order

[Back](#)

| Name                                                                                                 | City               | State          |
|------------------------------------------------------------------------------------------------------|--------------------|----------------|
| A. V. V. M. Sri Pushpam College                                                                      | Thanjavur          | Tamil Nadu     |
| A.P Residential Degree College                                                                       | NAGARJUNASAGAR     | Andhra Pradesh |
| Aditanar College of Arts & Science, Virapandianpattinam, Tiruchendur - 628 216 Thoothukudi District. | Thoothukkudi       | Tamil Nadu     |
| All Saints' College, Thiruvananthapuram                                                              | Thiruvananthapuram | Kerala         |
| Alphonsa College, Pala - 686 574                                                                     | Pala               | Kerala         |
| Arignar Anna Govt. Arts College, Villupuram                                                          | Viluppuram         | Tamil Nadu     |
| Arignar Anna Govt.Arts College,Cheyyar-602 407                                                       | Cheyyar            | Tamil Nadu     |
| Assumption College                                                                                   | Changanassery      | Kerala         |
| Auxilium College                                                                                     | Vellore            | Tamil Nadu     |
| B. V. Raju College                                                                                   | West Godavari      | Andhra Pradesh |
| Bharathidasan Govt. College for Women                                                                | Puducherry         | Pondicherry    |
| Bishop Kurialacherry College for Women, Amalagiri P.O Kottayam-686 561                               | Kottayam           | Kerala         |
| Chikkanna Government Arts College                                                                    | Tiruppur           | Tamil Nadu     |
| D.A.V.College Jalandhar                                                                              | Jalandhar          | Punjab         |
| Dharmapuram Gnanambigai Government Arts College for Women, Mayiladuthurai                            | Mayiladuthurai     | Tamil Nadu     |
| Dr. Ambedkar Government Arts College                                                                 | Chennai            | Tamil Nadu     |
| Dr. D.Y.Patil Unitech Society Dr. D.Y.Patil Arts, Commerce and Science College                       | Pune               | Maharashtra    |
| Dr. Gafoor Memorial MES Mampad College, Mampad                                                       | Malappuram         | Kerala         |
| Fatima Mata National College, Kollam                                                                 | Kollam             | Kerala         |

|                                                                                     |                 |             |
|-------------------------------------------------------------------------------------|-----------------|-------------|
| Seethalakshmi Ramaswami College                                                     | Tiruchirappalli | Tamil Nadu  |
| Sengamala Thayaar Educational Trust Women's College, Mannargudi - 614 001           | Thiruvurur      | Tamil Nadu  |
| Shikshan Prasarak Mandalis Sir Parshurambhau College Arts, Science & Commerce, Pune | Pune            | Maharashtra |
| Shikshan Prasark Mandals Ramnarain Ruia College Matunga Mumbai-400 019              | Mumbai          | Maharashtra |
| Shri Shankarlal Sundarbai Shasun Jain College for Women                             | Chennai         | Tamil Nadu  |
| Shyama Prasad Mukherji College for Women                                            | New delhi       | Delhi       |
| Sir Syed College                                                                    | Taliparamba     | Kerala      |
| Sir Theagaraya College                                                              | Chennai         | Tamil Nadu  |
| Sree Narayana College for Women, Kollam                                             | Kollam          | Kerala      |
| Sree Narayana College, Thottada                                                     | Kannur          | Kerala      |
| Sree Sankara College, Kalady-683 574                                                | Ernakulam       | Kerala      |
| Sree Sevugan Annamalai College, Devakottai                                          | Sivaganga       | Tamil Nadu  |
| Sri Dharmasthala Manjunatheshwara College, Ujire-574240, Belthangady                | Ujire           | Karnataka   |
| Sri Guru Nanak Dev Khalsa College                                                   | Delhi           | Delhi       |
| Sri Parasakthi College for Women, Tirunelveli                                       | COURTALLAM      | Tamil Nadu  |
| Sri Vasavi College                                                                  | Erode           | Tamil Nadu  |
| Sri. Shivaji Science College, Congressnagar                                         | Nagpur          | Maharashtra |
| Srimad Andavan Arts & Science College (Autonomous)                                  | Tiruchirappalli | Tamil Nadu  |
| St. Anthony's College                                                               | Shillong        | Meghalaya   |
| St. Dominic's College, Parathod P.O., Kanjirappally-686 512                         | Kottayam        | Kerala      |
| St. Joseph College of Arts & Science College (Autonomous)                           | Cuddalore       | Tamil Nadu  |
| St. Mary's College                                                                  | Thoothukudi     | Tamil Nadu  |
| St. Peter's College                                                                 | Ernakulam       | Kerala      |

# National Institutional Ranking Framework

Ministry of Education  
Government of India  
Welcome to Data Capturing System: COLLEGE

## Submitted Institute Data for NIRF'2024'

Institute Name: Sree Narayana College, Thottada [IR-C-C-43843]

### Sanctioned (Approved) Intake

| Academic Year           | 2022-23 | 2021-22 | 2020-21 | 2019-20 | 2018-19 | 2017-18 |
|-------------------------|---------|---------|---------|---------|---------|---------|
| UG [3 Years Program(s)] | 660     | 688     | 666     | -       | -       | -       |
| PG [2 Year Program(s)]  | 113     | 113     | -       | -       | -       | -       |

### Total Actual Student Strength (Program(s) Offered by Your Institution)

| (All programs of all years) | No. of Male Students | No. of Female Students | Total Students | Within State (Including male & female) | Outside State (Including male & female) | Outside Country (Including male & female) | Economically Backward (Including male & female) | Socially Challenged (SC+ST+OBC Including male & female) | No. of students receiving full tuition fee reimbursement from the State and Central Government | No. of students receiving full tuition fee reimbursement from Institution Funds | No. of students receiving full tuition fee reimbursement from the Private Bodies | No. of students who are not receiving full tuition fee reimbursement |
|-----------------------------|----------------------|------------------------|----------------|----------------------------------------|-----------------------------------------|-------------------------------------------|-------------------------------------------------|---------------------------------------------------------|------------------------------------------------------------------------------------------------|---------------------------------------------------------------------------------|----------------------------------------------------------------------------------|----------------------------------------------------------------------|
| UG [3 Years Program(s)]     | 650                  | 1364                   | 2014           | 2009                                   | 5                                       | 0                                         | 156                                             | 1720                                                    | 1538                                                                                           | 86                                                                              | 28                                                                               | 224                                                                  |
| PG [2 Year Program(s)]      | 32                   | 194                    | 226            | 224                                    | 2                                       | 0                                         | 13                                              | 186                                                     | 162                                                                                            | 7                                                                               | 1                                                                                | 29                                                                   |

### Placement & Higher Studies

#### UG [3 Years Program(s)]: Placement & higher studies for previous 3 years

| Academic Year | No. of first year students intake in the year | No. of first year students admitted in the year | Academic Year | No. of students graduating in minimum stipulated time | No. of students placed | Median salary of placed graduates(Amount in Rs.) | No. of students selected for Higher Studies |
|---------------|-----------------------------------------------|-------------------------------------------------|---------------|-------------------------------------------------------|------------------------|--------------------------------------------------|---------------------------------------------|
| 2018-19       | 637                                           | 635                                             | 2020-21       | 427                                                   | 10                     | 80000(Eighty Thousand)                           | 227                                         |
| 2019-20       | 647                                           | 630                                             | 2021-22       | 454                                                   | 19                     | 438000(Four Lakh Thirty Eight Thousand)          | 317                                         |
| 2020-21       | 666                                           | 660                                             | 2022-23       | 542                                                   | 87                     | 218000(Two Lakh Eighteen Thousand)               | 408                                         |

#### PG [2 Years Program(s)]: Placement & higher studies for previous 3 years

| Academic Year | No. of first year students intake in the year | No. of first year students admitted in the year | Academic Year | No. of students graduating in minimum stipulated time | No. of students placed | Median salary of placed graduates(Amount in Rs.) | No. of students selected for Higher Studies |
|---------------|-----------------------------------------------|-------------------------------------------------|---------------|-------------------------------------------------------|------------------------|--------------------------------------------------|---------------------------------------------|
|---------------|-----------------------------------------------|-------------------------------------------------|---------------|-------------------------------------------------------|------------------------|--------------------------------------------------|---------------------------------------------|

|         |     |     |         |    |    |                                                                |    |
|---------|-----|-----|---------|----|----|----------------------------------------------------------------|----|
| 2019-20 | 96  | 96  | 2020-21 | 70 | 7  | 118678(One lakh eighty thousand six hundred and seventy eight) | 16 |
| 2020-21 | 113 | 110 | 2021-22 | 83 | 7  | 565400(Five Lakh Sixty Five Thousand Four Hundred )            | 15 |
| 2021-22 | 113 | 109 | 2022-23 | 94 | 31 | 327000(Three Lakh Twenty Seven Thousand )                      | 26 |

**Financial Resources: Utilised Amount for the Capital expenditure for previous 3 years**

| Academic Year                                                                                               | 2022-23                                                                 | 2021-22                                                          | 2020-21                                                    |
|-------------------------------------------------------------------------------------------------------------|-------------------------------------------------------------------------|------------------------------------------------------------------|------------------------------------------------------------|
|                                                                                                             | Utilised Amount                                                         | Utilised Amount                                                  | Utilised Amount                                            |
| <b>Annual Capital Expenditure on Academic Activities and Resources (excluding expenditure on buildings)</b> |                                                                         |                                                                  |                                                            |
| Library                                                                                                     | 845832 (Eight Lakh Forty Five Thousand Eight Hundred Thirty Two Rupees) | 183606 (One lakh eighty three thousand and six zero six )        | 203281 (Two lakhs three thousand and eighty one)           |
| New Equipment for Laboratories                                                                              | 956670 (Nine Lakh Fifty Six Thousand Six Hundred Seventy Rupees)        | 318078 (Three lakhs eighteen thousand and seventy eight)         | 310024 (Three lakhs ten thousand and twenty four)          |
| Other expenditure on creation of Capital Assets (excluding expenditure on Land and Building)                | 6746500 (Sixty Seven Lakh FortySix Thousand Five Hundred Rupees)        | 928641 (Nine Lakhs Twenty Eight Thousand Six Hundred Forty One ) | 788900 (Seven lakh eighty eight thousand and nine hundred) |

**Financial Resources: Utilised Amount for the Operational expenditure for previous 3 years**

| Academic Year                                                                                                                                                                           | 2022-23                                                                           | 2021-22                                                              | 2020-21                                                             |
|-----------------------------------------------------------------------------------------------------------------------------------------------------------------------------------------|-----------------------------------------------------------------------------------|----------------------------------------------------------------------|---------------------------------------------------------------------|
|                                                                                                                                                                                         | Utilised Amount                                                                   | Utilised Amount                                                      | Utilised Amount                                                     |
| <b>Annual Operational Expenditure</b>                                                                                                                                                   |                                                                                   |                                                                      |                                                                     |
| Salaries (Teaching and Non Teaching staff)                                                                                                                                              | 88232504 (Eight Crore Eight Two Lakh Thirty Two Thousand Five Hundred Four Rupee) | 87200000 (Eight Crore Seventy Two Lakhs)                             | 75560000 (Seven Crore Fifty Five Lakhs Sixty Thousand )             |
| Maintenance of Academic Infrastructure or consumables and other running expenditures(excluding maintenance of hostels and allied services,rent of the building, depreciation cost, etc) | 8237624 (Eighty Two Lakh Thirty Seven Thousand Six Hundred Twenty Four Rupees)    | 3345860 (Thirty Three Lakhs Forty Five Thousand Eight Hundred Sixty) | 4718140 (forty seven lakhs eighteen thousand one hundred and forty) |
| Seminars/Conferences/Workshops                                                                                                                                                          | 362350 (Three Lakh Sixty Two Thousand Three Hundred Fifty )                       | 191000 (One Lakh Ninety One Thousand )                               | 165000 (One lakh sixty five thousand)                               |

**PCS Facilities: Facilities of physically challenged students**

|                                                                                                                                                         |                                     |
|---------------------------------------------------------------------------------------------------------------------------------------------------------|-------------------------------------|
| 1. Do your institution buildings have Lifts/Ramps?                                                                                                      | Yes, more than 60% of the buildings |
| 2. Do your institution have provision for walking aids, including wheelchairs and transportation from one building to another for handicapped students? | Yes                                 |
| 3. Do your institution buildings have specially designed toilets for handicapped students?                                                              | Yes, more than 60% of the buildings |

**Accreditation**

**NAAC Accreditation**

|                                                         |     |
|---------------------------------------------------------|-----|
| 1. Does your institute have a valid NAAC Accreditation? | YES |
|---------------------------------------------------------|-----|

**Faculty Details**

| Smo | Name                   | Age | Designation         | Gender | Qualification | Experience (In Months) | Currently working with institution? | Joining Date | Leaving Date | Association type |
|-----|------------------------|-----|---------------------|--------|---------------|------------------------|-------------------------------------|--------------|--------------|------------------|
| 1   | Dr K P Prasanth        | 53  | Assistant Professor | Male   | Ph.D          | 223                    | Yes                                 | 01-12-2004   | --           | Regular          |
| 2   | Aparna P               | 45  | Assistant Professor | Female | Ph.D          | 128                    | Yes                                 | 01-11-2012   | --           | Regular          |
| 3   | Dr Jeeshna M V         | 39  | Assistant Professor | Female | Ph.D          | 128                    | Yes                                 | 01-11-2012   | --           | Regular          |
| 4   | Smt Sreya P            | 40  | Assistant Professor | Female | NET           | 160                    | Yes                                 | 25-02-2010   | --           | Regular          |
| 5   | Dr Sumitha Chandran    | 36  | Assistant Professor | Female | Ph.D          | 138                    | Yes                                 | 05-01-2012   | --           | Regular          |
| 6   | Dr Jitha Kunhikrishnan | 46  | Assistant Professor | Female | Ph.D          | 120                    | Yes                                 | 10-06-2013   | --           | Regular          |
| 7   | Aparna N               | 38  | Assistant Professor | Female | NET           | 120                    | Yes                                 | 10-06-2013   | --           | Regular          |
| 8   | Dr Jithesh K           | 40  | Assistant Professor | Male   | Ph.D          | 108                    | Yes                                 | 10-06-2014   | --           | Regular          |
| 9   | Geetha Devi K T        | 39  | Assistant Professor | Female | NET           | 144                    | Yes                                 | 06-06-2011   | --           | Regular          |
| 10  | Dr Vinisha Valsaraj    | 37  | Assistant Professor | Female | Ph.D          | 55                     | Yes                                 | 06-11-2018   | --           | Regular          |
| 11  | Dr Amutha R            | 43  | Assistant Professor | Female | Ph.D          | 160                    | Yes                                 | 25-02-2010   | --           | Regular          |
| 12  | Dr Rejitha P R         | 39  | Assistant Professor | Female | Ph.D          | 161                    | Yes                                 | 25-02-2010   | --           | Regular          |
| 13  | Bhupesh T K            | 47  | Assistant Professor | Male   | NET           | 128                    | Yes                                 | 01-11-2012   | --           | Regular          |
| 14  | Amrutha K K            | 34  | Assistant Professor | Female | NET           | 120                    | Yes                                 | 22-07-2013   | --           | Regular          |
| 15  | Pushpanjali C S        | 40  | Assistant Professor | Female | M. Phil       | 96                     | Yes                                 | 22-01-2016   | --           | Regular          |
| 16  | Dirash R S             | 31  | Assistant Professor | Male   | NET           | 91                     | Yes                                 | 22-01-2016   | --           | Regular          |
| 17  | Dr Vandana Punnakkal M | 57  | Assistant Professor | Female | Ph.D          | 224                    | Yes                                 | 29-11-2004   | --           | Regular          |
| 18  | Dr Jayasree T O        | 49  | Assistant Professor | Female | Ph.D          | 224                    | Yes                                 | 29-11-2004   | --           | Regular          |
| 19  | Dr Bindu V V           | 48  | Assistant Professor | Female | Ph.D          | 222                    | Yes                                 | 03-01-2005   | --           | Regular          |
| 20  | Dr Rajeev M            | 49  | Assistant Professor | Male   | Ph.D          | 184                    | Yes                                 | 12-03-2008   | --           | Regular          |
| 21  | Priyanka Jayaprakash   | 34  | Assistant Professor | Female | NET           | 91                     | Yes                                 | 22-01-2016   | --           | Regular          |
| 22  | Sophia D G             | 48  | Assistant Professor | Female | NET           | 78                     | Yes                                 | 03-07-2017   | --           | Regular          |
| 23  | Dr Satheesh C P        | 55  | Associate Professor | Male   | Ph.D          | 336                    | Yes                                 | 01-12-1995   | --           | Regular          |
| 24  | Dr Lasitha B V         | 56  | Associate Professor | Female | Ph.D          | 336                    | Yes                                 | 01-12-1995   | --           | Regular          |
| 25  | Dr Sabitha P C         | 56  | Assistant Professor | Female | Ph.D          | 160                    | Yes                                 | 01-03-2010   | --           | Regular          |
| 26  | Rakhee Raghavan        | 51  | Assistant Professor | Female | M. Phil       | 132                    | Yes                                 | 08-11-2012   | --           | Regular          |
| 27  | Dr Rathika P K         | 47  | Assistant Professor | Female | Ph.D          | 55                     | Yes                                 | 20-12-2018   | --           | Regular          |
| 28  | Dr Remya Balan k       | 35  | Assistant Professor | Female | Ph.D          | 55                     | Yes                                 | 20-12-2018   | --           | Regular          |
| 29  | Veena Madummal         | 40  | Assistant Professor | Female | NET           | 120                    | Yes                                 | 22-07-2013   | --           | Regular          |



|    |                      |    |                                               |        |         |     |     |            |    |                     |
|----|----------------------|----|-----------------------------------------------|--------|---------|-----|-----|------------|----|---------------------|
| 30 | Shibina A            | 38 | Assistant Professor                           | Female | NET     | 90  | Yes | 27-01-2016 | -- | Regular             |
| 31 | Pyari S              | 34 | Assistant Professor                           | Female | M. Phil | 90  | Yes | 22-01-2016 | -- | Regular             |
| 32 | Dr Shanoj M P        | 48 | Assistant Professor                           | Male   | Ph.D    | 184 | Yes | 12-03-2008 | -- | Regular             |
| 33 | Sreelatha            | 49 | Assistant Professor                           | Female | NET     | 150 | Yes | 05-01-2011 | -- | Regular             |
| 34 | Bijali P             | 42 | Assistant Professor                           | Female | NET     | 90  | Yes | 22-01-2016 | -- | Regular             |
| 35 | Sheeba P K           | 47 | Assistant Professor                           | Female | NET     | 90  | Yes | 22-01-2016 | -- | Regular             |
| 36 | Sumesh P C           | 44 | Assistant Professor                           | Male   | NET     | 150 | Yes | 05-01-2011 | -- | Regular             |
| 37 | Samina Sathyanath    | 41 | Assistant Professor                           | Female | NET     | 150 | Yes | 05-01-2011 | -- | Regular             |
| 38 | Divya P M            | 41 | Assistant Professor                           | Female | M. Phil | 128 | Yes | 01-11-2012 | -- | Regular             |
| 39 | Jency John           | 39 | Assistant Professor                           | Female | NET     | 128 | Yes | 01-11-2012 | -- | Regular             |
| 40 | Shyma M K            | 41 | Assistant Professor                           | Female | NET     | 85  | Yes | 02-06-2016 | -- | Regular             |
| 41 | Prajina P            | 46 | Assistant Professor                           | Female | NET     | 150 | Yes | 05-01-2011 | -- | Regular             |
| 42 | Dr Ayana N           | 44 | Assistant Professor                           | Female | Ph.D    | 150 | Yes | 05-01-2011 | -- | Regular             |
| 43 | Ramesan C K V        | 42 | Assistant Professor                           | Male   | NET     | 150 | Yes | 05-01-2011 | -- | Regular             |
| 44 | Dr K Ajayakumar      | 56 | Dean / Principal / Director / Vice Chancellor | Male   | Ph.D    | 345 | Yes | 04-10-1994 | -- | Regular             |
| 45 | Sreshma Rajan        | 49 | Assistant Professor                           | Female | NET     | 224 | Yes | 30-11-2004 | -- | Regular             |
| 46 | Remya Krishnan M     | 42 | Assistant Professor                           | Female | NET     | 161 | Yes | 25-02-2010 | -- | Regular             |
| 47 | Vipin V K            | 38 | Assistant Professor                           | Male   | NET     | 150 | Yes | 05-01-2011 | -- | Regular             |
| 48 | Kala K S             | 42 | Assistant Professor                           | Female | NET     | 150 | Yes | 13-01-2011 | -- | Regular             |
| 49 | Rashida T N K        | 39 | Assistant Professor                           | Female | NET     | 150 | Yes | 05-01-2011 | -- | Regular             |
| 50 | Bivitha T K          | 35 | Assistant Professor                           | Female | NET     | 150 | Yes | 05-01-2011 | -- | Regular             |
| 51 | Remya M              | 36 | Assistant Professor                           | Female | NET     | 85  | Yes | 02-06-2016 | -- | Regular             |
| 52 | Manoob V J           | 47 | Assistant Professor                           | Male   | NET     | 60  | Yes | 03-07-2018 | -- | Regular             |
| 53 | Sreenish T V         | 37 | Assistant Professor                           | Male   | M. Phil | 60  | Yes | 13-07-2018 | -- | Regular             |
| 54 | Dr Prasad B O        | 42 | Assistant Professor                           | Male   | Ph.D    | 128 | Yes | 01-11-2012 | -- | Regular             |
| 55 | Nithinya R           | 35 | Assistant Professor                           | Female | M. Phil | 90  | Yes | 22-01-2016 | -- | Regular             |
| 56 | Dr Preethakumari V M | 43 | Assistant Professor                           | Female | Ph.D    | 90  | Yes | 25-01-2016 | -- | Regular             |
| 57 | Arun K V             | 39 | Assistant Professor                           | Male   | NET     | 53  | Yes | 30-01-2019 | -- | Regular             |
| 58 | Hredya p             | 35 | Assistant Professor                           | Female | NET     | 48  | Yes | 20-06-2019 | -- | Regular             |
| 59 | Mrinalini Ranjan     | 31 | Lecturer                                      | Female | NET     |     | Yes | 01-07-2019 | -- | Adhoc / Contractual |
| 60 | Prajima K            | 31 | Lecturer                                      | Female | M.COM   |     | Yes | 29-08-2021 | -- | Adhoc / Contractual |
| 61 | Nikhila P            | 37 | Lecturer                                      | Female | M.A     |     | Yes | 27-09-2021 | -- | Adhoc / Contractual |

|    |                       |    |                     |        |                     |     |     |            |            |                     |
|----|-----------------------|----|---------------------|--------|---------------------|-----|-----|------------|------------|---------------------|
| 62 | shaliya T             | 29 | Lecturer            | Female | M.Sc.               |     | Yes | 26-09-2021 | --         | Adhoc / Contractual |
| 63 | Ramya N               | 39 | Lecturer            | Female | M.A                 |     | Yes | 28-09-2021 | --         | Adhoc / Contractual |
| 64 | SAPNA I O             | 31 | Assistant Professor | Female | MSc(Mathematics)    | 26  | Yes | 13-09-2023 | --         | Adhoc / Contractual |
| 65 | AJALA MANGALAT        | 30 | Assistant Professor | Female | NET                 | 26  | Yes | 16-10-2021 | --         | Adhoc / Contractual |
| 66 | KAVYA M               | 25 | Assistant Professor | Female | MSc(Mathematics)    | 6   | No  | 11-06-2022 | 20-01-2023 | Adhoc / Contractual |
| 67 | ANUSREE K V           | 24 | Assistant Professor | Female | M.COM               | 8   | Yes | 16-08-2022 | --         | Adhoc / Contractual |
| 68 | JIJINA JAYAKUMAR      | 28 | Assistant Professor | Female | M.COM               | 11  | Yes | 24-01-2022 | --         | Adhoc / Contractual |
| 69 | JJITH                 | 27 | Assistant Professor | Male   | MP.Ed.              | 24  | Yes | 15-10-2022 | --         | Adhoc / Contractual |
| 70 | DR SIBILA P           | 38 | Assistant Professor | Female | Ph.D                | 64  | Yes | 11-07-2022 | --         | Adhoc / Contractual |
| 71 | DR CHARISMA RAVINDRAN | 34 | Assistant Professor | Female | Ph.D                | 12  | Yes | 03-10-2022 | --         | Adhoc / Contractual |
| 72 | DR PRIYARAJ P M       | 38 | Assistant Professor | Female | Ph.D                | 60  | Yes | 11-07-2022 | --         | Adhoc / Contractual |
| 73 | SHAKHI N V            | 29 | Assistant Professor | Female | M.Sc.(Microbiology) | 6   | Yes | 12-09-2022 | --         | Adhoc / Contractual |
| 74 | ANASWARA S PRAKASH    | 28 | Assistant Professor | Female | M.A                 | 12  | Yes | 11-07-2022 | --         | Adhoc / Contractual |
| 75 | DR JIPSA J R          | 34 | Assistant Professor | Female | Ph.D                | 71  | Yes | 04-07-2022 | --         | Regular             |
| 76 | MAHESH S              | 36 | Assistant Professor | Male   | M.Sc.               | 60  | Yes | 10-06-2022 | --         | Regular             |
| 77 | DR BIJOY M            | 38 | Assistant Professor | Male   | Ph.D                | 55  | Yes | 10-06-2022 | --         | Regular             |
| 78 | ATHIRA O              | 26 | Assistant Professor | Female | M.A.(History)       | 16  | No  | 30-08-2022 | 31-05-2023 | Adhoc / Contractual |
| 79 | ANUSREE E             | 27 | Assistant Professor | Female | M.A                 | 9   | No  | 12-09-2022 | 31-01-2023 | Adhoc / Contractual |
| 80 | Dr Shackira A M       | 34 | Assistant Professor | Female | Ph.D                | 60  | Yes | 14-06-2021 | --         | Visiting            |
| 81 | Dr Kana M Suresan     | 54 | Professor           | Male   | Ph.D                | 360 | Yes | 06-01-2020 | --         | Visiting            |
| 82 | Dr Pradeepan Periyatt | 47 | Associate Professor | Male   | Ph.D                | 293 | Yes | 05-07-2022 | --         | Visiting            |
| 83 | Dr Sudha Bhai         | 54 | Professor           | Female | Ph.D                | 405 | No  | 11-01-2022 | 12-06-2023 | Visiting            |
| 84 | Dr Biju P R           | 44 | Professor           | Male   | Ph.D                | 198 | Yes | 03-06-2022 | --         | Visiting            |
| 85 | Dr Agretious Thomas   | 50 | Associate Professor | Male   | Ph.D                | 216 | Yes | 08-06-2020 | --         | Visiting            |
| 86 | Greeshma T            | 30 | Assistant Professor | Female | MSc(Mathematics)    | 28  | Yes | 04-07-2022 | --         | Adhoc / Contractual |
| 87 | Aparna T              | 26 | Assistant Professor | Female | MSc(Statistics)     | 13  | No  | 25-07-2022 | 31-03-2023 | Adhoc / Contractual |
| 88 | Amitha Sivan A V      | 33 | Assistant Professor | Female | M.Sc.               | 36  | Yes | 17-08-2022 | --         | Adhoc / Contractual |

# National Institutional Ranking Framework

Ministry of Education

Government of India

Welcome to Data Capturing System: COLLEGE

## Submitted Institute Data for NIRF'2023'

Institute Name: Sree Narayana College, Thottada [IR-C-C-43843]

### Sanctioned (Approved) Intake

| Academic Year           | 2021-22 | 2020-21 | 2019-20 | 2018-19 | 2017-18 | 2016-17 |
|-------------------------|---------|---------|---------|---------|---------|---------|
| UG [3 Years Program(s)] | 688     | 666     | 647     | -       | -       | -       |
| PG [2 Year Program(s)]  | 113     | 113     | -       | -       | -       | -       |

### Total Actual Student Strength (Program(s) Offered by Your Institution)

| (All programs of all years) | No. of Male Students | No. of Female Students | Total Students | Within State (Including male & female) | Outside State (Including male & female) | Outside Country (Including male & female) | Economically Backward (Including male & female) | Socially Challenged (SC+ST+OBC Including male & female) | No. of students receiving full tuition fee reimbursement from the State and Central Government | No. of students receiving full tuition fee reimbursement from Institution Funds | No. of students receiving full tuition fee reimbursement from the Private Bodies | No. of students who are not receiving full tuition fee reimbursement |
|-----------------------------|----------------------|------------------------|----------------|----------------------------------------|-----------------------------------------|-------------------------------------------|-------------------------------------------------|---------------------------------------------------------|------------------------------------------------------------------------------------------------|---------------------------------------------------------------------------------|----------------------------------------------------------------------------------|----------------------------------------------------------------------|
| UG [3 Years Program(s)]     | 621                  | 1380                   | 2001           | 2001                                   | 0                                       | 0                                         | 101                                             | 1661                                                    | 1467                                                                                           | 27                                                                              | 0                                                                                | 268                                                                  |
| PG [2 Year Program(s)]      | 25                   | 201                    | 226            | 226                                    | 0                                       | 0                                         | 15                                              | 184                                                     | 142                                                                                            | 4                                                                               | 0                                                                                | 53                                                                   |

### Placement & Higher Studies

#### UG [3 Years Program(s)]: Placement & higher studies for previous 3 years

| Academic Year | No. of first year students intake in the year | No. of first year students admitted in the year | Academic Year | No. of students graduating in minimum stipulated time | No. of students placed | Median salary of placed graduates(Amount in Rs.) | No. of students selected for Higher Studies |
|---------------|-----------------------------------------------|-------------------------------------------------|---------------|-------------------------------------------------------|------------------------|--------------------------------------------------|---------------------------------------------|
| 2017-18       | 644                                           | 638                                             | 2019-20       | 437                                                   | 8                      | 120000(One lakh twenty thousand)                 | 267                                         |
| 2018-19       | 637                                           | 635                                             | 2020-21       | 427                                                   | 10                     | 80000(Eighty Thousand)                           | 227                                         |
| 2019-20       | 647                                           | 630                                             | 2021-22       | 454                                                   | 19                     | 438000(Four Lakh Thirty Eight Thousand)          | 317                                         |

#### PG [2 Years Program(s)]: Placement & higher studies for previous 3 years

| Academic Year | No. of first year students intake in the year | No. of first year students admitted in the year | Academic Year | No. of students graduating in minimum stipulated time | No. of students placed | Median salary of placed graduates(Amount in Rs.) | No. of students selected for Higher Studies |
|---------------|-----------------------------------------------|-------------------------------------------------|---------------|-------------------------------------------------------|------------------------|--------------------------------------------------|---------------------------------------------|
| 2018-19       | 92                                            | 92                                              | 2019-20       | 78                                                    | 9                      | 135000(One lakh thirty five thousand)            | 14                                          |

|         |    |    |         |    |   |                                                                |    |
|---------|----|----|---------|----|---|----------------------------------------------------------------|----|
| 2019-20 | 96 | 96 | 2020-21 | 70 | 7 | 118678(One lakh eighty thousand six hundred and seventy eight) | 16 |
|---------|----|----|---------|----|---|----------------------------------------------------------------|----|

|         |     |     |         |    |   |                                                     |    |
|---------|-----|-----|---------|----|---|-----------------------------------------------------|----|
| 2020-21 | 113 | 110 | 2021-22 | 83 | 7 | 565400(Five Lakh Sixty Five Thousand Four Hundred ) | 15 |
|---------|-----|-----|---------|----|---|-----------------------------------------------------|----|

**Financial Resources: Utilised Amount for the Capital expenditure for previous 3 years**

| Academic Year                                                                                               | 2021-22                                                          | 2020-21                                                    | 2019-20                                                            |
|-------------------------------------------------------------------------------------------------------------|------------------------------------------------------------------|------------------------------------------------------------|--------------------------------------------------------------------|
|                                                                                                             | Utilised Amount                                                  | Utilised Amount                                            | Utilised Amount                                                    |
| <b>Annual Capital Expenditure on Academic Activities and Resources (excluding expenditure on buildings)</b> |                                                                  |                                                            |                                                                    |
| Library                                                                                                     | 183606 (One lakh eighty three thousand and six zero six )        | 203281 (Two lakhs three thousand and eighty one)           | 198644 (One lakh ninety eight thousand and six hundred forty four) |
| New Equipment for Laboratories                                                                              | 318078 (Three lakhs eighteen thousand and seventy eight)         | 310024 (Three lakhs ten thousand and twenty four)          | 304250 (Three lakhs four thousand and two fifty )                  |
| Other expenditure on creation of Capital Assets (excluding expenditure on Land and Building)                | 928641 (Nine Lakhs Twenty Eight Thousand Six Hundred Forty One ) | 788900 (Seven lakh eighty eight thousand and nine hundred) | 1354284 (Thirteen lakhs fifty four thousand and two eighty four)   |

**Financial Resources: Utilised Amount for the Operational expenditure for previous 3 years**

| Academic Year                                                                                                                                                                           | 2021-22                                                              | 2020-21                                                             | 2019-20                                                                                 |
|-----------------------------------------------------------------------------------------------------------------------------------------------------------------------------------------|----------------------------------------------------------------------|---------------------------------------------------------------------|-----------------------------------------------------------------------------------------|
|                                                                                                                                                                                         | Utilised Amount                                                      | Utilised Amount                                                     | Utilised Amount                                                                         |
| <b>Annual Operational Expenditure</b>                                                                                                                                                   |                                                                      |                                                                     |                                                                                         |
| Salaries (Teaching and Non Teaching staff)                                                                                                                                              | 87200000 (Eight Crore Seventy Two Lakhs)                             | 75560000 (Seven Crore Fifty Five Lakhs Sixty Thousand )             | 69837900 (six crores nine lakhs eighty three thousand seven thousand and nine hundred ) |
| Maintenance of Academic Infrastructure or consumables and other running expenditures(excluding maintenance of hostels and allied services,rent of the building, depreciation cost, etc) | 3345860 (Thirty Three Lakhs Forty Five Thousand Eight Hundred Sixty) | 4718140 (forty seven lakhs eighteen thousand one hundred and forty) | 7600000 (Seventy six lakhs)                                                             |
| Seminars/Conferences/Workshops                                                                                                                                                          | 191000 (One Lakh Ninety One Thousand )                               | 165000 (One lakh sixty five thousand)                               | 171500 (One lakh seventy one thousand and five hundred)                                 |

**PCS Facilities: Facilities of physically challenged students**

|                                                                                                                                                         |                                     |
|---------------------------------------------------------------------------------------------------------------------------------------------------------|-------------------------------------|
| 1. Do your institution buildings have Lifts/Ramps?                                                                                                      | Yes, more than 40% of the buildings |
| 2. Do your institution have provision for walking aids, including wheelchairs and transportation from one building to another for handicapped students? | Yes                                 |
| 3. Do your institution buildings have specially designed toilets for handicapped students?                                                              | Yes, more than 40% of the buildings |

**Faculty Details**

| Srno | Name                | Age | Designation         | Gender | Qualification | Experience (In Months) | Currently working with institution? | Joining Date | Leaving Date | Association type |
|------|---------------------|-----|---------------------|--------|---------------|------------------------|-------------------------------------|--------------|--------------|------------------|
| 1    | Dr K P Prasanth     | 52  | Assistant Professor | Male   | Ph.D          | 211                    | Yes                                 | 01-12-2004   | --           | Regular          |
| 2    | Aparna P            | 44  | Assistant Professor | Female | Ph.D          | 116                    | Yes                                 | 01-11-2012   | --           | Regular          |
| 3    | Dr Jeeshna M V      | 38  | Assistant Professor | Female | Ph.D          | 116                    | Yes                                 | 01-11-2012   | --           | Regular          |
| 4    | Dr Anitha P K       | 56  | Assistant Professor | Female | Ph.D          | 228                    | Yes                                 | 29-11-2004   | --           | Regular          |
| 5    | Smt Sreya P         | 39  | Assistant Professor | Female | NET           | 148                    | Yes                                 | 25-02-2010   | --           | Regular          |
| 6    | Dr Sumitha Chandran | 34  | Assistant Professor | Female | Ph.D          | 126                    | Yes                                 | 05-01-2012   | --           | Regular          |



|    |                        |    |                     |        |         |     |     |            |    |                     |
|----|------------------------|----|---------------------|--------|---------|-----|-----|------------|----|---------------------|
| 7  | Dr Jitha Kunhikrishnan | 45 | Assistant Professor | Female | Ph.D    | 108 | Yes | 10-06-2013 | -- | Regular             |
| 8  | Aparna N               | 36 | Assistant Professor | Female | NET     | 108 | Yes | 10-06-2013 | -- | Regular             |
| 9  | Dr Jithesh K           | 39 | Assistant Professor | Male   | Ph.D    | 96  | Yes | 10-06-2014 | -- | Regular             |
| 10 | Geetha Devi K T        | 38 | Assistant Professor | Female | NET     | 132 | Yes | 06-06-2011 | -- | Regular             |
| 11 | Dr Vinisha Valsaraj    | 36 | Assistant Professor | Female | Ph.D    | 43  | Yes | 06-11-2018 | -- | Regular             |
| 12 | Dr Amutha R            | 41 | Assistant Professor | Female | Ph.D    | 148 | Yes | 25-02-2010 | -- | Regular             |
| 13 | Dr Rejitha P R         | 38 | Assistant Professor | Female | Ph.D    | 149 | Yes | 25-02-2010 | -- | Regular             |
| 14 | Bhupesh T K            | 46 | Assistant Professor | Male   | NET     | 116 | Yes | 01-11-2012 | -- | Regular             |
| 15 | Amrutha K K            | 33 | Assistant Professor | Female | NET     | 108 | Yes | 22-07-2013 | -- | Regular             |
| 16 | Pushpanjali C S        | 39 | Assistant Professor | Female | M. Phil | 84  | Yes | 22-01-2016 | -- | Regular             |
| 17 | Dirash R S             | 30 | Assistant Professor | Male   | NET     | 79  | Yes | 22-01-2016 | -- | Regular             |
| 18 | K K Balaram            | 68 | Lecturer            | Male   | LLB     | 473 | Yes | 04-07-1983 | -- | Adhoc / Contractual |
| 19 | Dr Vandana Punnakkal M | 55 | Assistant Professor | Female | Ph.D    | 212 | Yes | 29-11-2004 | -- | Regular             |
| 20 | Dr Jayasree T O        | 48 | Assistant Professor | Female | Ph.D    | 212 | Yes | 29-11-2004 | -- | Regular             |
| 21 | Dr Bindu V V           | 47 | Assistant Professor | Female | Ph.D    | 210 | Yes | 03-01-2005 | -- | Regular             |
| 22 | Dr Rajeev M            | 48 | Assistant Professor | Male   | Ph.D    | 172 | Yes | 12-03-2008 | -- | Regular             |
| 23 | Priyanka Jayaprakash   | 32 | Assistant Professor | Female | NET     | 79  | Yes | 22-01-2016 | -- | Regular             |
| 24 | Sophia D G             | 47 | Assistant Professor | Female | NET     | 66  | Yes | 03-07-2017 | -- | Regular             |
| 25 | Dr Satheesh C P        | 53 | Associate Professor | Male   | Ph.D    | 324 | Yes | 01-12-1995 | -- | Regular             |
| 26 | Dr Lasitha B V         | 54 | Associate Professor | Female | Ph.D    | 324 | Yes | 01-12-1995 | -- | Regular             |
| 27 | Dr Sabitha P C         | 55 | Assistant Professor | Female | Ph.D    | 148 | Yes | 01-03-2010 | -- | Regular             |
| 28 | Rakhee Raghavan        | 50 | Assistant Professor | Female | M. Phil | 120 | Yes | 08-11-2012 | -- | Regular             |
| 29 | Dr Rathika P K         | 46 | Assistant Professor | Female | Ph.D    | 43  | Yes | 20-12-2018 | -- | Regular             |
| 30 | Dr Remya Balan k       | 34 | Assistant Professor | Female | Ph.D    | 43  | Yes | 20-12-2018 | -- | Regular             |
| 31 | Veena Madummal         | 39 | Assistant Professor | Female | NET     | 108 | Yes | 22-07-2013 | -- | Regular             |
| 32 | Shibina A              | 37 | Assistant Professor | Female | NET     | 78  | Yes | 27-01-2016 | -- | Regular             |
| 33 | Pyari S                | 33 | Assistant Professor | Female | M. Phil | 78  | Yes | 22-01-2016 | -- | Regular             |
| 34 | Dr Shanoj M P          | 47 | Assistant Professor | Male   | Ph.D    | 172 | Yes | 12-03-2008 | -- | Regular             |
| 35 | Sreelatha              | 48 | Assistant Professor | Female | NET     | 138 | Yes | 05-01-2011 | -- | Regular             |
| 36 | Bijali P               | 41 | Assistant Professor | Female | NET     | 78  | Yes | 22-01-2016 | -- | Regular             |
| 37 | Sheeba P K             | 46 | Assistant Professor | Female | NET     | 78  | Yes | 22-01-2016 | -- | Regular             |
| 38 | Sethulakshmi R         | 44 | Assistant Professor | Female | NET     | 43  | Yes | 20-12-2018 | -- | Regular             |

|    |                      |    |                                               |        |         |     |     |            |    |                     |
|----|----------------------|----|-----------------------------------------------|--------|---------|-----|-----|------------|----|---------------------|
| 39 | Sumesh P C           | 43 | Assistant Professor                           | Male   | NET     | 138 | Yes | 05-01-2011 | -- | Regular             |
| 40 | Samina Sathyanath    | 39 | Assistant Professor                           | Female | NET     | 138 | Yes | 05-01-2011 | -- | Regular             |
| 41 | Divya P M            | 40 | Assistant Professor                           | Female | M. Phil | 116 | Yes | 01-11-2012 | -- | Regular             |
| 42 | Jency John           | 38 | Assistant Professor                           | Female | NET     | 116 | Yes | 01-11-2012 | -- | Regular             |
| 43 | Shyma M K            | 40 | Assistant Professor                           | Female | NET     | 73  | Yes | 02-06-2016 | -- | Regular             |
| 44 | Prajina P            | 44 | Assistant Professor                           | Female | NET     | 138 | Yes | 05-01-2011 | -- | Regular             |
| 45 | Dr Ayana N           | 43 | Assistant Professor                           | Female | Ph.D    | 138 | Yes | 05-01-2011 | -- | Regular             |
| 46 | Ramesan C K V        | 41 | Assistant Professor                           | Male   | NET     | 138 | Yes | 05-01-2011 | -- | Regular             |
| 47 | Dr K Ajayakumar      | 55 | Dean / Principal / Director / Vice Chancellor | Male   | Ph.D    | 333 | Yes | 04-10-1994 | -- | Regular             |
| 48 | Sreshma Rajan        | 48 | Assistant Professor                           | Female | NET     | 212 | Yes | 30-11-2004 | -- | Regular             |
| 49 | Remya Krishnan M     | 41 | Assistant Professor                           | Female | NET     | 149 | Yes | 25-02-2010 | -- | Regular             |
| 50 | Vipin V K            | 37 | Assistant Professor                           | Male   | NET     | 138 | Yes | 05-01-2011 | -- | Regular             |
| 51 | Kala K S             | 41 | Assistant Professor                           | Female | NET     | 138 | Yes | 13-01-2011 | -- | Regular             |
| 52 | Rashida T N K        | 37 | Assistant Professor                           | Female | NET     | 138 | Yes | 05-01-2011 | -- | Regular             |
| 53 | Bivitha T K          | 34 | Assistant Professor                           | Female | NET     | 138 | Yes | 05-01-2011 | -- | Regular             |
| 54 | Remya M              | 35 | Assistant Professor                           | Female | NET     | 73  | Yes | 02-06-2016 | -- | Regular             |
| 55 | Manoob V J           | 46 | Assistant Professor                           | Male   | NET     | 48  | Yes | 03-07-2018 | -- | Regular             |
| 56 | Sreenish T V         | 36 | Assistant Professor                           | Male   | M. Phil | 48  | Yes | 13-07-2018 | -- | Regular             |
| 57 | Dr Prasad B O        | 41 | Assistant Professor                           | Male   | Ph.D    | 116 | Yes | 01-11-2012 | -- | Regular             |
| 58 | Nithinya R           | 34 | Assistant Professor                           | Female | M. Phil | 78  | Yes | 22-01-2016 | -- | Regular             |
| 59 | Dr Preethakumari V M | 42 | Assistant Professor                           | Female | Ph.D    | 78  | Yes | 25-01-2016 | -- | Regular             |
| 60 | Dr Divya S Rajan     | 40 | Assistant Professor                           | Female | Ph.D    | 43  | Yes | 20-12-2018 | -- | Regular             |
| 61 | Sayooj U S           | 33 | Lecturer                                      | Male   | NET     | 48  | Yes | 02-07-2018 | -- | Adhoc / Contractual |
| 62 | Nikhila P            | 35 | Lecturer                                      | Female | NET     | 43  | Yes | 02-07-2018 | -- | Adhoc / Contractual |
| 63 | Arun K V             | 38 | Assistant Professor                           | Male   | NET     | 41  | Yes | 30-01-2019 | -- | Regular             |
| 64 | Hredya p             | 33 | Assistant Professor                           | Female | NET     | 36  | Yes | 20-06-2019 | -- | Regular             |
| 65 | Mrinalini Ranjan     | 29 | Lecturer                                      | Female | NET     | 36  | Yes | 01-07-2019 | -- | Adhoc / Contractual |
| 66 | Prajima K            | 29 | Lecturer                                      | Female | M.COM   | 9   | Yes | 29-08-2021 | -- | Adhoc / Contractual |
| 67 | Anusree E            | 26 | Lecturer                                      | Female | M.A     | 9   | Yes | 12-09-2022 | -- | Adhoc / Contractual |
| 68 | Nikhila P            | 35 | Lecturer                                      | Female | M.A     | 9   | Yes | 27-09-2021 | -- | Adhoc / Contractual |
| 69 | shaliya T            | 28 | Lecturer                                      | Female | M.Sc.   | 9   | Yes | 26-09-2021 | -- | Adhoc / Contractual |
| 70 | Ramya N              | 38 | Lecturer                                      | Female | M.A     | 9   | Yes | 28-09-2021 | -- | Adhoc / Contractual |

|    |                    |    |          |        |               |    |     |            |    |                     |
|----|--------------------|----|----------|--------|---------------|----|-----|------------|----|---------------------|
| 71 | Vrinda Raveendran  | 40 | Lecturer | Female | M.A           | 8  | Yes | 28-09-2021 | -- | Adhoc / Contractual |
| 72 | Surabhi Raveendran | 27 | Lecturer | Female | M.A           | 7  | Yes | 11-10-2021 | -- | Adhoc / Contractual |
| 73 | Chaithra M         | 24 | Lecturer | Female | M.Sc.         | 10 | Yes | 10-09-2021 | -- | Adhoc / Contractual |
| 74 | Lisha M            | 28 | Lecturer | Female | M.A           | 9  | Yes | 09-09-2021 | -- | Adhoc / Contractual |
| 75 | Kavya M            | 24 | Lecturer | Female | M.Sc.         | 8  | Yes | 11-10-2021 | -- | Adhoc / Contractual |
| 76 | ATHIRA O           | 25 | Lecturer | Female | M.A.(History) | 7  | Yes | 09-09-2021 | -- | Adhoc / Contractual |

**National Institutional Ranking Framework**  
**Ministry of Education**  
**Government of India**  
**Welcome to Data Capturing System: COLLEGE**

**Submitted Institute Data for NIRF'2023'**

Institute Name: Sree Narayana College, Thottada [IR-C-C-43843]

**Sanctioned (Approved) Intake**

| Academic Year           | 2021-22 | 2020-21 | 2019-20 | 2018-19 | 2017-18 | 2016-17 |
|-------------------------|---------|---------|---------|---------|---------|---------|
| UG [3 Years Program(s)] | 688     | 666     | 647     | -       | -       | -       |
| PG [2 Year Program(s)]  | 113     | 113     | -       | -       | -       | -       |

**Total Actual Student Strength (Program(s) Offered by Your Institution)**

| (All programs of all years) | No. of Male Students | No. of Female Students | Total Students | Within State (Including male & female) | Outside State (Including male & female) | Outside Country (Including male & female) | Economically Backward (Including male & female) | Socially Challenged (SC+ST+OBC Including male & female) | No. of students receiving full tuition fee reimbursement from the State and Central Government | No. of students receiving full tuition fee reimbursement from Institution Funds | No. of students receiving full tuition fee reimbursement from the Private Bodies | No. of students who are not receiving full tuition fee reimbursement |
|-----------------------------|----------------------|------------------------|----------------|----------------------------------------|-----------------------------------------|-------------------------------------------|-------------------------------------------------|---------------------------------------------------------|------------------------------------------------------------------------------------------------|---------------------------------------------------------------------------------|----------------------------------------------------------------------------------|----------------------------------------------------------------------|
| UG [3 Years Program(s)]     | 621                  | 1380                   | 2001           | 2001                                   | 0                                       | 0                                         | 101                                             | 1661                                                    | 1467                                                                                           | 27                                                                              | 0                                                                                | 268                                                                  |
| PG [2 Year Program(s)]      | 25                   | 201                    | 226            | 226                                    | 0                                       | 0                                         | 15                                              | 184                                                     | 142                                                                                            | 4                                                                               | 0                                                                                | 53                                                                   |

**Placement & Higher Studies**

**UG [3 Years Program(s)]: Placement & higher studies for previous 3 years**

| Academic Year | No. of first year students intake in the year | No. of first year students admitted in the year | Academic Year | No. of students graduating in minimum stipulated time | No. of students placed | Median salary of placed graduates(Amount in Rs.) | No. of students selected for Higher Studies |
|---------------|-----------------------------------------------|-------------------------------------------------|---------------|-------------------------------------------------------|------------------------|--------------------------------------------------|---------------------------------------------|
| 2017-18       | 644                                           | 638                                             | 2019-20       | 437                                                   | 8                      | 120000(One lakh twenty thousand)                 | 267                                         |
| 2018-19       | 637                                           | 635                                             | 2020-21       | 427                                                   | 10                     | 80000(Eighty Thousand)                           | 227                                         |
| 2019-20       | 647                                           | 630                                             | 2021-22       | 454                                                   | 19                     | 438000(Four Lakh Thirty Eight Thousand)          | 317                                         |

**PG [2 Years Program(s)]: Placement & higher studies for previous 3 years**

| Academic Year | No. of first year students intake in the year | No. of first year students admitted in the year | Academic Year | No. of students graduating in minimum stipulated time | No. of students placed | Median salary of placed graduates(Amount in Rs.)               | No. of students selected for Higher Studies |
|---------------|-----------------------------------------------|-------------------------------------------------|---------------|-------------------------------------------------------|------------------------|----------------------------------------------------------------|---------------------------------------------|
| 2018-19       | 92                                            | 92                                              | 2019-20       | 78                                                    | 9                      | 135000(One lakh thirty five thousand)                          | 14                                          |
| 2019-20       | 96                                            | 96                                              | 2020-21       | 70                                                    | 7                      | 118678(One lakh eighty thousand six hundred and seventy eight) | 16                                          |

|         |     |     |         |    |   |                                                     |    |
|---------|-----|-----|---------|----|---|-----------------------------------------------------|----|
| 2020-21 | 113 | 110 | 2021-22 | 83 | 7 | 565400(Five Lakh Sixty Five Thousand Four Hundred ) | 15 |
|---------|-----|-----|---------|----|---|-----------------------------------------------------|----|

#### Financial Resources: Utilised Amount for the Capital expenditure for previous 3 years

| Academic Year                                                                                               | 2021-22                                                          | 2020-21                                                    | 2019-20                                                            |
|-------------------------------------------------------------------------------------------------------------|------------------------------------------------------------------|------------------------------------------------------------|--------------------------------------------------------------------|
|                                                                                                             | Utilised Amount                                                  | Utilised Amount                                            | Utilised Amount                                                    |
| <b>Annual Capital Expenditure on Academic Activities and Resources (excluding expenditure on buildings)</b> |                                                                  |                                                            |                                                                    |
| Library                                                                                                     | 183606 (One lakh eighty three thousand and six zero six )        | 203281 (Two lakhs three thousand and eighty one)           | 198644 (One lakh ninety eight thousand and six hundred forty four) |
| New Equipment for Laboratories                                                                              | 318078 (Three lakhs eighteen thousand and seventy eight)         | 310024 (Three lakhs ten thousand and twenty four)          | 304250 (Three lakhs four thousand and two fifty )                  |
| Other expenditure on creation of Capital Assets (excluding expenditure on Land and Building)                | 928641 (Nine Lakhs Twenty Eight Thousand Six Hundred Forty One ) | 788900 (Seven lakh eighty eight thousand and nine hundred) | 1354284 (Thirteen lakhs fifty four thousand and two eighty four)   |

#### Financial Resources: Utilised Amount for the Operational expenditure for previous 3 years

| Academic Year                                                                                                                                                                           | 2021-22                                                              | 2020-21                                                             | 2019-20                                                                                 |
|-----------------------------------------------------------------------------------------------------------------------------------------------------------------------------------------|----------------------------------------------------------------------|---------------------------------------------------------------------|-----------------------------------------------------------------------------------------|
|                                                                                                                                                                                         | Utilised Amount                                                      | Utilised Amount                                                     | Utilised Amount                                                                         |
| <b>Annual Operational Expenditure</b>                                                                                                                                                   |                                                                      |                                                                     |                                                                                         |
| Salaries (Teaching and Non Teaching staff)                                                                                                                                              | 87200000 (Eight Crore Seventy Two Lakhs)                             | 75560000 (Seven Crore Fifty Five Lakhs Sixty Thousand )             | 69837900 (six crores nine lakhs eighty three thousand seven thousand and nine hundred ) |
| Maintenance of Academic Infrastructure or consumables and other running expenditures(excluding maintenance of hostels and allied services,rent of the building, depreciation cost, etc) | 3345860 (Thirty Three Lakhs Forty Five Thousand Eight Hundred Sixty) | 4718140 (forty seven lakhs eighteen thousand one hundred and forty) | 7600000 (Seventy six lakhs)                                                             |
| Seminars/Conferences/Workshops                                                                                                                                                          | 191000 (One Lakh Ninety One Thousand )                               | 165000 (One lakh sixty five thousand)                               | 171500 (One lakh seventy one thousand and five hundred)                                 |

#### PCS Facilities: Facilities of physically challenged students

|                                                                                                                                                         |                                     |
|---------------------------------------------------------------------------------------------------------------------------------------------------------|-------------------------------------|
| 1. Do your institution buildings have Lifts/Ramps?                                                                                                      | Yes, more than 40% of the buildings |
| 2. Do your institution have provision for walking aids, including wheelchairs and transportation from one building to another for handicapped students? | Yes                                 |
| 3. Do your institution buildings have specially designed toilets for handicapped students?                                                              | Yes, more than 40% of the buildings |

#### Faculty Details

| Srno | Name                | Age | Designation         | Gender | Qualification | Experience (In Months) | Currently working with institution? | Joining Date | Leaving Date | Association type |
|------|---------------------|-----|---------------------|--------|---------------|------------------------|-------------------------------------|--------------|--------------|------------------|
| 1    | Dr K P Prasanth     | 52  | Assistant Professor | Male   | Ph.D          | 211                    | Yes                                 | 01-12-2004   | --           | Regular          |
| 2    | Aparna P            | 44  | Assistant Professor | Female | Ph.D          | 116                    | Yes                                 | 01-11-2012   | --           | Regular          |
| 3    | Dr Jeeshna M V      | 38  | Assistant Professor | Female | Ph.D          | 116                    | Yes                                 | 01-11-2012   | --           | Regular          |
| 4    | Dr Anitha P K       | 56  | Assistant Professor | Female | Ph.D          | 228                    | Yes                                 | 29-11-2004   | --           | Regular          |
| 5    | Smt Sreya P         | 39  | Assistant Professor | Female | NET           | 148                    | Yes                                 | 25-02-2010   | --           | Regular          |
| 6    | Dr Sumitha Chandran | 34  | Assistant Professor | Female | Ph.D          | 126                    | Yes                                 | 05-01-2012   | --           | Regular          |



|    |                        |    |                     |        |         |     |     |            |    |                     |
|----|------------------------|----|---------------------|--------|---------|-----|-----|------------|----|---------------------|
| 7  | Dr Jitha Kunhikrishnan | 45 | Assistant Professor | Female | Ph.D    | 108 | Yes | 10-06-2013 | -- | Regular             |
| 8  | Aparna N               | 36 | Assistant Professor | Female | NET     | 108 | Yes | 10-06-2013 | -- | Regular             |
| 9  | Dr Jithesh K           | 39 | Assistant Professor | Male   | Ph.D    | 96  | Yes | 10-06-2014 | -- | Regular             |
| 10 | Geetha Devi K T        | 38 | Assistant Professor | Female | NET     | 132 | Yes | 06-06-2011 | -- | Regular             |
| 11 | Dr Vinisha Valsaraj    | 36 | Assistant Professor | Female | Ph.D    | 43  | Yes | 06-11-2018 | -- | Regular             |
| 12 | Dr Amutha R            | 41 | Assistant Professor | Female | Ph.D    | 148 | Yes | 25-02-2010 | -- | Regular             |
| 13 | Dr Rejitha P R         | 38 | Assistant Professor | Female | Ph.D    | 149 | Yes | 25-02-2010 | -- | Regular             |
| 14 | Bhupesh T K            | 46 | Assistant Professor | Male   | NET     | 116 | Yes | 01-11-2012 | -- | Regular             |
| 15 | Amrutha K K            | 33 | Assistant Professor | Female | NET     | 108 | Yes | 22-07-2013 | -- | Regular             |
| 16 | Pushpanjali C S        | 39 | Assistant Professor | Female | M. Phil | 84  | Yes | 22-01-2016 | -- | Regular             |
| 17 | Dirash R S             | 30 | Assistant Professor | Male   | NET     | 79  | Yes | 22-01-2016 | -- | Regular             |
| 18 | K K Balaram            | 68 | Lecturer            | Male   | LLB     | 473 | Yes | 04-07-1983 | -- | Adhoc / Contractual |
| 19 | Dr Vandana Punnakkal M | 55 | Assistant Professor | Female | Ph.D    | 212 | Yes | 29-11-2004 | -- | Regular             |
| 20 | Dr Jayasree T O        | 48 | Assistant Professor | Female | Ph.D    | 212 | Yes | 29-11-2004 | -- | Regular             |
| 21 | Dr Bindu V V           | 47 | Assistant Professor | Female | Ph.D    | 210 | Yes | 03-01-2005 | -- | Regular             |
| 22 | Dr Rajeev M            | 48 | Assistant Professor | Male   | Ph.D    | 172 | Yes | 12-03-2008 | -- | Regular             |
| 23 | Priyanka Jayaprakash   | 32 | Assistant Professor | Female | NET     | 79  | Yes | 22-01-2016 | -- | Regular             |
| 24 | Sophia D G             | 47 | Assistant Professor | Female | NET     | 66  | Yes | 03-07-2017 | -- | Regular             |
| 25 | Dr Satheesh C P        | 53 | Associate Professor | Male   | Ph.D    | 324 | Yes | 01-12-1995 | -- | Regular             |
| 26 | Dr Lasitha B V         | 54 | Associate Professor | Female | Ph.D    | 324 | Yes | 01-12-1995 | -- | Regular             |
| 27 | Dr Sabitha P C         | 55 | Assistant Professor | Female | Ph.D    | 148 | Yes | 01-03-2010 | -- | Regular             |
| 28 | Rakhee Raghavan        | 50 | Assistant Professor | Female | M. Phil | 120 | Yes | 08-11-2012 | -- | Regular             |
| 29 | Dr Rathika P K         | 46 | Assistant Professor | Female | Ph.D    | 43  | Yes | 20-12-2018 | -- | Regular             |
| 30 | Dr Remya Balan k       | 34 | Assistant Professor | Female | Ph.D    | 43  | Yes | 20-12-2018 | -- | Regular             |
| 31 | Veena Madummal         | 39 | Assistant Professor | Female | NET     | 108 | Yes | 22-07-2013 | -- | Regular             |
| 32 | Shibina A              | 37 | Assistant Professor | Female | NET     | 78  | Yes | 27-01-2016 | -- | Regular             |
| 33 | Pyari S                | 33 | Assistant Professor | Female | M. Phil | 78  | Yes | 22-01-2016 | -- | Regular             |
| 34 | Dr Shanoj M P          | 47 | Assistant Professor | Male   | Ph.D    | 172 | Yes | 12-03-2008 | -- | Regular             |
| 35 | Sreelatha              | 48 | Assistant Professor | Female | NET     | 138 | Yes | 05-01-2011 | -- | Regular             |
| 36 | Bijali P               | 41 | Assistant Professor | Female | NET     | 78  | Yes | 22-01-2016 | -- | Regular             |
| 37 | Sheeba P K             | 46 | Assistant Professor | Female | NET     | 78  | Yes | 22-01-2016 | -- | Regular             |
| 38 | Sethulakshmi R         | 44 | Assistant Professor | Female | NET     | 43  | Yes | 20-12-2018 | -- | Regular             |

|    |                      |    |                                               |        |         |     |     |            |    |                     |
|----|----------------------|----|-----------------------------------------------|--------|---------|-----|-----|------------|----|---------------------|
| 39 | Sumesh P C           | 43 | Assistant Professor                           | Male   | NET     | 138 | Yes | 05-01-2011 | -- | Regular             |
| 40 | Samina Sathyanath    | 39 | Assistant Professor                           | Female | NET     | 138 | Yes | 05-01-2011 | -- | Regular             |
| 41 | Divya P M            | 40 | Assistant Professor                           | Female | M. Phil | 116 | Yes | 01-11-2012 | -- | Regular             |
| 42 | Jency John           | 38 | Assistant Professor                           | Female | NET     | 116 | Yes | 01-11-2012 | -- | Regular             |
| 43 | Shyma M K            | 40 | Assistant Professor                           | Female | NET     | 73  | Yes | 02-06-2016 | -- | Regular             |
| 44 | Prajina P            | 44 | Assistant Professor                           | Female | NET     | 138 | Yes | 05-01-2011 | -- | Regular             |
| 45 | Dr Ayana N           | 43 | Assistant Professor                           | Female | Ph.D    | 138 | Yes | 05-01-2011 | -- | Regular             |
| 46 | Ramesan C K V        | 41 | Assistant Professor                           | Male   | NET     | 138 | Yes | 05-01-2011 | -- | Regular             |
| 47 | Dr K Ajayakumar      | 55 | Dean / Principal / Director / Vice Chancellor | Male   | Ph.D    | 333 | Yes | 04-10-1994 | -- | Regular             |
| 48 | Sreshma Rajan        | 48 | Assistant Professor                           | Female | NET     | 212 | Yes | 30-11-2004 | -- | Regular             |
| 49 | Remya Krishnan M     | 41 | Assistant Professor                           | Female | NET     | 149 | Yes | 25-02-2010 | -- | Regular             |
| 50 | Vipin V K            | 37 | Assistant Professor                           | Male   | NET     | 138 | Yes | 05-01-2011 | -- | Regular             |
| 51 | Kala K S             | 41 | Assistant Professor                           | Female | NET     | 138 | Yes | 13-01-2011 | -- | Regular             |
| 52 | Rashida T N K        | 37 | Assistant Professor                           | Female | NET     | 138 | Yes | 05-01-2011 | -- | Regular             |
| 53 | Bivitha T K          | 34 | Assistant Professor                           | Female | NET     | 138 | Yes | 05-01-2011 | -- | Regular             |
| 54 | Remya M              | 35 | Assistant Professor                           | Female | NET     | 73  | Yes | 02-06-2016 | -- | Regular             |
| 55 | Manoob V J           | 46 | Assistant Professor                           | Male   | NET     | 48  | Yes | 03-07-2018 | -- | Regular             |
| 56 | Sreenish T V         | 36 | Assistant Professor                           | Male   | M. Phil | 48  | Yes | 13-07-2018 | -- | Regular             |
| 57 | Dr Prasad B O        | 41 | Assistant Professor                           | Male   | Ph.D    | 116 | Yes | 01-11-2012 | -- | Regular             |
| 58 | Nithinya R           | 34 | Assistant Professor                           | Female | M. Phil | 78  | Yes | 22-01-2016 | -- | Regular             |
| 59 | Dr Preethakumari V M | 42 | Assistant Professor                           | Female | Ph.D    | 78  | Yes | 25-01-2016 | -- | Regular             |
| 60 | Dr Divya S Rajan     | 40 | Assistant Professor                           | Female | Ph.D    | 43  | Yes | 20-12-2018 | -- | Regular             |
| 61 | Sayooj U S           | 33 | Lecturer                                      | Male   | NET     | 48  | Yes | 02-07-2018 | -- | Adhoc / Contractual |
| 62 | Nikhila P            | 35 | Lecturer                                      | Female | NET     | 43  | Yes | 02-07-2018 | -- | Adhoc / Contractual |
| 63 | Arun K V             | 38 | Assistant Professor                           | Male   | NET     | 41  | Yes | 30-01-2019 | -- | Regular             |
| 64 | Hredya p             | 33 | Assistant Professor                           | Female | NET     | 36  | Yes | 20-06-2019 | -- | Regular             |
| 65 | Mrinalini Ranjan     | 29 | Lecturer                                      | Female | NET     | 36  | Yes | 01-07-2019 | -- | Adhoc / Contractual |
| 66 | Prajima K            | 29 | Lecturer                                      | Female | M.COM   | 9   | Yes | 29-08-2021 | -- | Adhoc / Contractual |
| 67 | Anusree E            | 26 | Lecturer                                      | Female | M.A     | 9   | Yes | 12-09-2022 | -- | Adhoc / Contractual |
| 68 | Nikhila P            | 35 | Lecturer                                      | Female | M.A     | 9   | Yes | 27-09-2021 | -- | Adhoc / Contractual |
| 69 | shaliya T            | 28 | Lecturer                                      | Female | M.Sc.   | 9   | Yes | 26-09-2021 | -- | Adhoc / Contractual |
| 70 | Ramya N              | 38 | Lecturer                                      | Female | M.A     | 9   | Yes | 28-09-2021 | -- | Adhoc / Contractual |

|    |                    |    |          |        |               |    |     |            |    |                     |
|----|--------------------|----|----------|--------|---------------|----|-----|------------|----|---------------------|
| 71 | Vrinda Raveendran  | 40 | Lecturer | Female | M.A           | 8  | Yes | 28-09-2021 | -- | Adhoc / Contractual |
| 72 | Surabhi Raveendran | 27 | Lecturer | Female | M.A           | 7  | Yes | 11-10-2021 | -- | Adhoc / Contractual |
| 73 | Chaithra M         | 24 | Lecturer | Female | M.Sc.         | 10 | Yes | 10-09-2021 | -- | Adhoc / Contractual |
| 74 | Lisha M            | 28 | Lecturer | Female | M.A           | 9  | Yes | 09-09-2021 | -- | Adhoc / Contractual |
| 75 | Kavya M            | 24 | Lecturer | Female | M.Sc.         | 8  | Yes | 11-10-2021 | -- | Adhoc / Contractual |
| 76 | ATHIRA O           | 25 | Lecturer | Female | M.A.(History) | 7  | Yes | 09-09-2021 | -- | Adhoc / Contractual |

**National Institutional Ranking Framework**  
**Ministry of Human Resource Development**  
**Government of India**  
**Welcome to Data Capturing System: COLLEGE**

**Submitted Institute Data for NIRF'2020'**

Institute Name: Sree Narayana College,P.O- Thottada [IR-C-C-43843]

**Sanctioned (Approved) Intake**

| Academic Year           | 2018-19 | 2017-18 | 2016-17 | 2015-16 | 2014-15 | 2013-14 |
|-------------------------|---------|---------|---------|---------|---------|---------|
| UG [3 Years Program(s)] | 642     | 656     | 648     | -       | -       | -       |
| PG [2 Year Program(s)]  | 93      | 93      | -       | -       | -       | -       |

**Total Actual Student Strength (Program(s) Offered by Your Institution)**

| (All programs of all years) | No. of Male Students | No. of Female Students | Total Students | Within State (Including male & female) | Outside State (Including male & female) | Outside Country (Including male & female) | Economically Backward (Including male & female) | Socially Challenged (SC+ST+OBC Including male & female) | No. of students receiving full tuition fee reimbursement from the State and Central Government | No. of students receiving full tuition fee reimbursement from Institution Funds | No. of students receiving full tuition fee reimbursement from the Private Bodies | No. of students who are not receiving full tuition fee reimbursement |
|-----------------------------|----------------------|------------------------|----------------|----------------------------------------|-----------------------------------------|-------------------------------------------|-------------------------------------------------|---------------------------------------------------------|------------------------------------------------------------------------------------------------|---------------------------------------------------------------------------------|----------------------------------------------------------------------------------|----------------------------------------------------------------------|
| UG [3 Years Program(s)]     | 587                  | 1352                   | 1939           | 1936                                   | 3                                       | 0                                         | 72                                              | 1807                                                    | 1318                                                                                           | 0                                                                               | 0                                                                                | 561                                                                  |
| PG [2 Year Program(s)]      | 16                   | 168                    | 184            | 184                                    | 0                                       | 0                                         | 25                                              | 159                                                     | 126                                                                                            | 0                                                                               | 0                                                                                | 58                                                                   |

**Placement & Higher Studies**

**UG [3 Years Program(s)]: Placement & higher studies for previous 3 years**

| Academic Year | No. of first year students intake in the year | No. of first year students admitted in the year | Academic Year | No. of students graduating in minimum stipulated time | No. of students placed | Median salary of placed graduates(Amount in Rs.) | No. of students selected for Higher Studies |
|---------------|-----------------------------------------------|-------------------------------------------------|---------------|-------------------------------------------------------|------------------------|--------------------------------------------------|---------------------------------------------|
| 2014-15       | 631                                           | 628                                             | 2016-17       | 401                                                   | 0                      | 0(Zero)                                          | 260                                         |
| 2015-16       | 638                                           | 626                                             | 2017-18       | 451                                                   | 0                      | 0(Zero)                                          | 273                                         |
| 2016-17       | 648                                           | 643                                             | 2018-19       | 437                                                   | 0                      | 0(Zero)                                          | 286                                         |

**PG [2 Years Program(s)]: Placement & higher studies for previous 3 years**

| Academic Year | No. of first year students intake in the year | No. of first year students admitted in the year | Academic Year | No. of students graduating in minimum stipulated time | No. of students placed | Median salary of placed graduates(Amount in Rs.) | No. of students selected for Higher Studies |
|---------------|-----------------------------------------------|-------------------------------------------------|---------------|-------------------------------------------------------|------------------------|--------------------------------------------------|---------------------------------------------|
| 2015-16       | 93                                            | 90                                              | 2016-17       | 74                                                    | 0                      | 0(Zero)                                          | 1                                           |
| 2016-17       | 93                                            | 87                                              | 2017-18       | 77                                                    | 0                      | 0(Zero)                                          | 1                                           |
| 2017-18       | 93                                            | 90                                              | 2018-19       | 75                                                    | 0                      | 0(Zero)                                          | 1                                           |

**Financial Resources: Utilised Amount for the Capital expenditure for previous 3 years**

| Academic Year                                                                                               | 2018-19                                                             | 2017-18                                                               | 2016-17                                                               |
|-------------------------------------------------------------------------------------------------------------|---------------------------------------------------------------------|-----------------------------------------------------------------------|-----------------------------------------------------------------------|
|                                                                                                             | Utilised Amount                                                     | Utilised Amount                                                       | Utilised Amount                                                       |
| <b>Annual Capital Expenditure on Academic Activities and Resources (excluding expenditure on buildings)</b> |                                                                     |                                                                       |                                                                       |
| Library                                                                                                     | 697969 (Six Lakhs Ninetyseven thousand nine hundred and sixty nine) | 193232 (one lakh ninety three thousand two hundred and thirty two )   | 123101 (one lakh twenty three thousand one hundred and one)           |
| New Equipment for Laboratories                                                                              | 1286306 (Twelve lakhs eighty six thousand three hundred and six)    | 586923 (Five lakhs eighty six thousand nine hundred and twenty three) | 329195 (three lakhs twenty nine thousand one hundred and ninety five) |
| Other expenditure on creation of Capital Assets (excluding expenditure on Land and Building)                | 1905180 (nineteen lakhs five thousand one hundred and eighty)       | 450120 (four lakhs fifty thousand one hundred and twenty )            | 689750 (six lakhs eighty nine thousand seven hundred and fifty )      |

#### Financial Resources: Utilised Amount for the Operational expenditure for previous 3 years

| Academic Year                                                                                                                                                                           | 2018-19                                                                                | 2017-18                                                                         | 2016-17                                                                                   |
|-----------------------------------------------------------------------------------------------------------------------------------------------------------------------------------------|----------------------------------------------------------------------------------------|---------------------------------------------------------------------------------|-------------------------------------------------------------------------------------------|
|                                                                                                                                                                                         | Utilised Amount                                                                        | Utilised Amount                                                                 | Utilised Amount                                                                           |
| <b>Annual Operational Expenditure</b>                                                                                                                                                   |                                                                                        |                                                                                 |                                                                                           |
| Salaries (Teaching and Non Teaching staff)                                                                                                                                              | 83703624 (eight crores thirty seven lakhs three thousand six hundred and twenty four ) | 66611117 (six crores sixty six lakhs eleven thousand one hundred and seventeen) | 63861785 (six crores thirty eight lakhs sixty one thousand seven hundred and eighty five) |
| Maintenance of Academic Infrastructure or consumables and other running expenditures(excluding maintenance of hostels and allied services,rent of the building, depreciation cost, etc) | 11801143 (one crore Eighteen lakhs one thousand one hundred and forty three )          | 7862596 (Seventy eight lakhs sixty two thousand five hundred and ninety six)    | 8113850 (Eighty one lakhs thirteen thousand eight hundred and fifty)                      |
| Seminars/Conferences/Workshops                                                                                                                                                          | 254200 (two lakhs fifty four thousand and two hundred)                                 | 321200 (three lakhs twenty one thousand and two hundred)                        | 369300 (three lakhs sixty nine thousand and three hundred )                               |

#### PCS Facilities: Facilities of physically challenged students

|                                                                                                                                                        |                                     |
|--------------------------------------------------------------------------------------------------------------------------------------------------------|-------------------------------------|
| 1. Do your institution buildings have Lifts/Ramps?                                                                                                     | Yes, less than 40% of the buildings |
| 2. Do your institution have provision for walking aids, includingwheelchairs and transportation from one building to another for handicapped students? | Yes                                 |
| 3. Do your institution buildings have specially designed toilets for handicapped students?                                                             | Yes, less than 40% of the buildings |

#### Awards Details

| 1.How many faculty member of your institution have received highly reputed national/international awards/recognition from central government agencies in the previous academic year 2018-19 |                                      |                  |                                    |                                                                                       | 0                                                |                                |                         |                             |                            |
|---------------------------------------------------------------------------------------------------------------------------------------------------------------------------------------------|--------------------------------------|------------------|------------------------------------|---------------------------------------------------------------------------------------|--------------------------------------------------|--------------------------------|-------------------------|-----------------------------|----------------------------|
| 2.How many students of your institution have won international awards in the previous academic year 2018-19                                                                                 |                                      |                  |                                    |                                                                                       | 3                                                |                                |                         |                             |                            |
| Srno                                                                                                                                                                                        | Name of the Student/Name of the Team | Enrolment Number | Name of the Award                  | Name of International Institution/Organisation from where the award has been received | Address of the Agency giving award               | Contact Email ID of the Agency | Year of receiving award | Email ID of the faculty     | Contact no. of the faculty |
| 1                                                                                                                                                                                           | Shonima C                            | 59294            | International Fencing Competition  | Asian Fencing Championship                                                            | Asian Fencing Championship 2018 Bangkok,Thailand | asianfencing@gmail.com         | 2018                    | shonimachonambath@gmail.com | 9605542490                 |
| 2                                                                                                                                                                                           | Sahal Abdul Samad                    | 57988            | Senior Indian Football team player | FIFA                                                                                  | All India Football Federation New Delhi:110075   | aiff@the-aiff.com              | 2018                    | sahalsaluss12@gmail.com     | 8129253136                 |
| 3                                                                                                                                                                                           | Robin Thapa                          | 57493            | NCC Youth Exchange Programme       | Office of The Director General Of NCC                                                 | Office of The Director General Of NCC NEW DELHI  | jdpubhq-ncc@nic.in             | 2018                    | robinthapa050@gmail.com     | 7034425438                 |



**Accreditation****NAAC Accreditation**

|                                                         |                   |             |
|---------------------------------------------------------|-------------------|-------------|
| 1. Does your institute have a valid NAAC Accreditation? |                   | YES         |
| <b>Valid from</b>                                       | <b>Valid upto</b> | <b>CGPA</b> |
| 30-11-2011                                              | 29-11-2016        | 3.32        |
| 02-11-2018                                              | 01-11-2023        | 3.04        |

**Village Adoption**

|                                                                    |    |
|--------------------------------------------------------------------|----|
| Have your institute adopted any village under Unnat Bharat Scheme? | NO |
|--------------------------------------------------------------------|----|

**Faculty Details**

| Srno | Name                        | Age | Designation                                   | Gender | Qualification | Experience (In Months) | Is Associated Last Year | Currently working with institution? | Joining Date | Leaving Date | Association type    |
|------|-----------------------------|-----|-----------------------------------------------|--------|---------------|------------------------|-------------------------|-------------------------------------|--------------|--------------|---------------------|
| 1    | Dr Sivadasan Thirumangalath | 55  | Dean / Principal / Director / Vice Chancellor | Male   | Ph.D          | 74                     | Yes                     | Yes                                 | 09-05-2013   | --           | Regular             |
| 2    | Dr C R Lalitha              | 56  | Associate Professor                           | Female | Ph.D          | 283                    | Yes                     | Yes                                 | 06-12-1995   | --           | Regular             |
| 3    | Dr K P Prasanth             | 49  | Assistant Professor                           | Male   | Ph.D          | 175                    | Yes                     | Yes                                 | 01-12-2004   | --           | Regular             |
| 4    | Aparna P                    | 41  | Assistant Professor                           | Female | NET           | 80                     | Yes                     | Yes                                 | 01-11-2012   | --           | Regular             |
| 5    | Dr Jeeshna M V              | 35  | Assistant Professor                           | Female | Ph.D          | 80                     | Yes                     | Yes                                 | 01-11-2012   | --           | Regular             |
| 6    | Dr Anitha P K               | 53  | Assistant Professor                           | Female | Ph.D          | 176                    | Yes                     | Yes                                 | 29-11-2004   | --           | Regular             |
| 7    | Smt Sreya P                 | 36  | Assistant Professor                           | Female | NET           | 113                    | Yes                     | Yes                                 | 25-02-2010   | --           | Regular             |
| 8    | Sumitha Chandran            | 31  | Assistant Professor                           | Female | NET           | 90                     | Yes                     | Yes                                 | 05-01-2012   | --           | Regular             |
| 9    | Dr Jitha Kunhikrishnan      | 42  | Assistant Professor                           | Female | Ph.D          | 73                     | Yes                     | Yes                                 | 10-06-2013   | --           | Regular             |
| 10   | Aparna N                    | 33  | Assistant Professor                           | Female | NET           | 73                     | Yes                     | Yes                                 | 10-06-2013   | --           | Regular             |
| 11   | Jithesh K                   | 36  | Assistant Professor                           | Male   | NET           | 102                    | Yes                     | Yes                                 | 10-01-2011   | --           | Regular             |
| 12   | Geetha Devi K T             | 35  | Assistant Professor                           | Female | NET           | 97                     | Yes                     | Yes                                 | 06-06-2011   | --           | Regular             |
| 13   | Dr Vinisha Valsaraj         | 33  | Assistant Professor                           | Female | Ph.D          | 8                      | Yes                     | Yes                                 | 06-11-2018   | --           | Regular             |
| 14   | Shyamili Asok               | 26  | Lecturer                                      | Female | NET           | 8                      | Yes                     | No                                  | 03-07-2018   | 31-03-2019   | Adhoc / Contractual |

|    |                        |    |                     |        |         |     |     |     |            |            |                     |
|----|------------------------|----|---------------------|--------|---------|-----|-----|-----|------------|------------|---------------------|
| 15 | Ashalatha V            | 26 | Lecturer            | Female | NET     | 8   | Yes | No  | 03-07-2018 | 31-03-2019 | Adhoc / Contractual |
| 16 | Amutha R               | 38 | Assistant Professor | Female | NET     | 113 | Yes | Yes | 25-02-2010 | --         | Regular             |
| 17 | Rejitha P R            | 35 | Assistant Professor | Female | NET     | 113 | Yes | Yes | 25-02-2010 | --         | Regular             |
| 18 | Bhupesh T k            | 43 | Assistant Professor | Male   | NET     | 80  | Yes | Yes | 01-11-2012 | --         | Regular             |
| 19 | Amrutha K K            | 30 | Assistant Professor | Female | NET     | 72  | Yes | Yes | 22-07-2013 | --         | Regular             |
| 20 | Pushpanjali C S        | 36 | Assistant Professor | Female | M. Phil | 42  | Yes | Yes | 22-01-2016 | --         | Regular             |
| 21 | Dirash R S             | 27 | Assistant Professor | Female | NET     | 42  | Yes | Yes | 22-01-2016 | --         | Regular             |
| 22 | K K Balaram            | 65 | Lecturer            | Male   | LLB     | 432 | Yes | Yes | 04-07-1983 | --         | Adhoc / Contractual |
| 23 | Simi C S               | 29 | Assistant Professor | Female | NET     | 42  | Yes | No  | 22-01-2016 | 18-07-2019 | Regular             |
| 24 | Sayooj U S             | 30 | Lecturer            | Male   | NET     | 12  | Yes | Yes | 02-07-2018 | --         | Adhoc / Contractual |
| 25 | S K Isra               | 24 | Lecturer            | Female | NET     | 8   | Yes | No  | 02-07-2018 | 31-03-2019 | Adhoc / Contractual |
| 26 | Anju Ranjith           | 25 | Lecturer            | Female | NET     | 12  | Yes | Yes | 02-07-2018 | --         | Adhoc / Contractual |
| 27 | Prajima K              | 26 | Lecturer            | Female | NET     | 12  | Yes | Yes | 02-07-2018 | --         | Adhoc / Contractual |
| 28 | Nitha Ramakrishnan     | 29 | Lecturer            | Female | NET     | 8   | Yes | No  | 09-07-2018 | 31-03-2019 | Adhoc / Contractual |
| 29 | Dr Vandana Punnakkal M | 52 | Assistant Professor | Female | Ph.D    | 176 | Yes | Yes | 29-11-2004 | --         | Regular             |
| 30 | Jayasree T O           | 45 | Assistant Professor | Female | Ph.D    | 176 | Yes | Yes | 29-11-2004 | --         | Regular             |
| 31 | Dr Bindu V V           | 44 | Assistant Professor | Female | Ph.D    | 174 | Yes | Yes | 03-01-2005 | --         | Regular             |
| 32 | Rajeev M               | 45 | Assistant Professor | Male   | M. Phil | 136 | Yes | Yes | 12-03-2008 | --         | Regular             |
| 33 | Priyanka Jayaprakash   | 29 | Assistant Professor | Female | NET     | 42  | Yes | Yes | 22-01-2016 | --         | Regular             |
| 34 | Sophia D G             | 44 | Assistant Professor | Female | NET     | 24  | Yes | Yes | 03-07-2017 | --         | Regular             |
| 35 | Vineesh I K            | 26 | Lecturer            | Male   | NET     | 12  | Yes | Yes | 09-07-2018 | --         | Adhoc / Contractual |
| 36 | Dr Sajan N             | 56 | Associate Professor | Male   | Ph.D    | 374 | Yes | No  | 04-01-1988 | 31-03-2019 | Regular             |
| 37 | P C Sreeja             | 57 | Associate Professor | Female | M.A     | 374 | Yes | No  | 04-01-1988 | 31-03-2019 | Regular             |

|    |                       |    |                     |        |         |     |     |     |            |            |                     |
|----|-----------------------|----|---------------------|--------|---------|-----|-----|-----|------------|------------|---------------------|
| 38 | Dr Satheesh C P       | 50 | Associate Professor | Male   | Ph.D    | 283 | Yes | Yes | 01-12-1995 | --         | Regular             |
| 39 | Dr Lasitha B V        | 51 | Associate Professor | Female | Ph.D    | 283 | Yes | Yes | 01-12-1995 | --         | Regular             |
| 40 | Lata Ramakrishnan     | 56 | Associate Professor | Female | M. Phil | 283 | Yes | Yes | 01-12-1995 | --         | Regular             |
| 41 | Dr Sabitha P C        | 52 | Assistant Professor | Female | Ph.D    | 112 | Yes | Yes | 01-03-2010 | --         | Regular             |
| 42 | Rakhee Raghavan       | 47 | Assistant Professor | Female | M. Phil | 80  | Yes | Yes | 08-11-2012 | --         | Regular             |
| 43 | Gayathri p            | 29 | Assistant Professor | Female | NET     | 41  | Yes | No  | 22-01-2016 | 30-07-2019 | Regular             |
| 44 | Anushka Sumithran     | 29 | Lecturer            | Female | NET     | 8   | Yes | No  | 09-07-2018 | 31-03-2019 | Adhoc / Contractual |
| 45 | Sreevidya K V         | 32 | Lecturer            | Female | NET     | 8   | Yes | No  | 09-07-2018 | 31-03-2019 | Adhoc / Contractual |
| 46 | Soorya Alex           | 25 | Lecturer            | Female | NET     | 8   | Yes | No  | 09-07-2018 | 31-03-2019 | Adhoc / Contractual |
| 47 | Dr Rathika P K        | 43 | Assistant Professor | Female | Ph.D    | 7   | Yes | Yes | 20-12-2018 | --         | Regular             |
| 48 | Dr Remya              | 31 | Assistant Professor | Female | Ph.D    | 7   | Yes | Yes | 20-12-2018 | --         | Regular             |
| 49 | Dr Sheena Prabhakaran | 39 | Assistant Professor | Female | Ph.D    | 12  | Yes | Yes | 03-07-2018 | --         | Adhoc / Contractual |
| 50 | Veena Mathummal       | 36 | Assistant Professor | Female | NET     | 72  | Yes | Yes | 22-07-2013 | --         | Regular             |
| 51 | Shibina A             | 34 | Assistant Professor | Female | NET     | 42  | Yes | Yes | 27-01-2016 | --         | Regular             |
| 52 | Pyari S               | 30 | Assistant Professor | Female | M. Phil | 42  | Yes | Yes | 22-01-2016 | --         | Regular             |
| 53 | Shanoj M P            | 44 | Assistant Professor | Male   | Ph.D    | 136 | Yes | Yes | 12-03-2008 | --         | Regular             |
| 54 | Sreelatha             | 45 | Assistant Professor | Female | NET     | 102 | Yes | Yes | 05-01-2011 | --         | Regular             |
| 55 | Bijali P              | 38 | Assistant Professor | Female | NET     | 42  | Yes | Yes | 22-01-2016 | --         | Regular             |
| 56 | Sheeba P K            | 43 | Assistant Professor | Female | NET     | 42  | Yes | Yes | 22-01-2016 | --         | Regular             |
| 57 | Sethulakshmi R        | 41 | Assistant Professor | Female | NET     | 7   | Yes | Yes | 20-12-2018 | --         | Regular             |
| 58 | Sumesh P C            | 40 | Assistant Professor | Male   | NET     | 102 | Yes | Yes | 05-01-2011 | --         | Regular             |
| 59 | Samina Sathyanath     | 36 | Assistant Professor | Female | NET     | 102 | Yes | Yes | 05-01-2011 | --         | Regular             |
| 60 | Sajini V K            | 36 | Assistant Professor | Female | NET     | 24  | Yes | Yes | 03-07-2017 | --         | Adhoc / Contractual |

|    |                   |    |                     |        |         |     |     |     |            |            |                     |
|----|-------------------|----|---------------------|--------|---------|-----|-----|-----|------------|------------|---------------------|
| 61 | Divya P M         | 37 | Assistant Professor | Female | M. Phil | 80  | Yes | Yes | 01-11-2012 | --         | Regular             |
| 62 | Jency John        | 35 | Assistant Professor | Female | NET     | 80  | Yes | Yes | 01-11-2012 | --         | Regular             |
| 63 | Shyma M K         | 37 | Assistant Professor | Female | NET     | 37  | Yes | Yes | 02-06-2016 | --         | Regular             |
| 64 | Prajina P         | 41 | Assistant Professor | Female | NET     | 102 | Yes | Yes | 05-01-2011 | --         | Regular             |
| 65 | Dr Ayana N        | 40 | Assistant Professor | Female | Ph.D    | 102 | Yes | Yes | 05-01-2011 | --         | Regular             |
| 66 | Ramesan C K V     | 38 | Assistant Professor | Male   | NET     | 102 | Yes | Yes | 05-01-2011 | --         | Regular             |
| 67 | Jinsha M V        | 28 | Lecturer            | Female | NET     | 12  | Yes | Yes | 10-07-2018 | --         | Adhoc / Contractual |
| 68 | Dr K Ajayakumar   | 52 | Associate Professor | Male   | Ph.D    | 297 | Yes | Yes | 04-10-1994 | --         | Regular             |
| 69 | Ajith K N         | 33 | Assistant Professor | Male   | NET     | 8   | Yes | No  | 03-07-2018 | 31-03-2019 | Adhoc / Contractual |
| 70 | Dr K C Preetha    | 52 | Associate Professor | Female | Ph.D    | 353 | Yes | Yes | 05-02-1990 | --         | Regular             |
| 71 | Sreshma Rajan     | 45 | Assistant Professor | Female | NET     | 176 | Yes | Yes | 30-11-2004 | --         | Regular             |
| 72 | Remya Krishnan M  | 38 | Assistant Professor | Female | NET     | 113 | Yes | Yes | 25-02-2010 | --         | Regular             |
| 73 | Vipin V K         | 34 | Assistant Professor | Male   | NET     | 102 | Yes | Yes | 05-01-2011 | --         | Regular             |
| 74 | Kala K S          | 38 | Assistant Professor | Female | NET     | 102 | Yes | Yes | 13-01-2011 | --         | Regular             |
| 75 | Rashida T N K     | 34 | Assistant Professor | Female | NET     | 102 | Yes | Yes | 05-01-2011 | --         | Regular             |
| 76 | Bivitha T K       | 31 | Assistant Professor | Female | NET     | 102 | Yes | Yes | 05-01-2011 | --         | Regular             |
| 77 | Remya M           | 32 | Assistant Professor | Female | NET     | 37  | Yes | Yes | 02-06-2016 | --         | Regular             |
| 78 | Manoob V J        | 43 | Assistant Professor | Male   | NET     | 12  | Yes | Yes | 03-07-2018 | --         | Regular             |
| 79 | Sreenish T V      | 33 | Assistant Professor | Male   | M. Phil | 12  | Yes | Yes | 13-07-2018 | --         | Regular             |
| 80 | Athira M T        | 27 | Lecturer            | Female | M. Phil | 8   | Yes | No  | 03-07-2018 | 31-03-2019 | Adhoc / Contractual |
| 81 | Jithun Das        | 25 | Assistant Professor | Male   | NET     | 12  | Yes | Yes | 03-07-2018 | --         | Adhoc / Contractual |
| 82 | Dr Sheela Kinathi | 56 | Associate Professor | Female | Ph.D    | 273 | Yes | No  | 03-06-1996 | 31-03-2019 | Regular             |
| 83 | Dr Prasad B O     | 38 | Assistant Professor | Male   | Ph.D    | 80  | Yes | Yes | 01-11-2012 | --         | Regular             |

|    |                      |    |                     |        |         |    |     |     |            |            |                     |
|----|----------------------|----|---------------------|--------|---------|----|-----|-----|------------|------------|---------------------|
| 84 | Nithinya R           | 31 | Assistant Professor | Female | M. Phil | 42 | Yes | Yes | 22-01-2016 | --         | Regular             |
| 85 | Dr Preethakumari V M | 39 | Assistant Professor | Female | Ph.D    | 42 | Yes | Yes | 25-01-2016 | --         | Regular             |
| 86 | Dr Bindu O           | 38 | Assistant Professor | Female | Ph.D    | 41 | Yes | No  | 22-01-2016 | 02-07-2019 | Regular             |
| 87 | Dr Divya S Rajan     | 37 | Assistant Professor | Female | Ph.D    | 7  | Yes | Yes | 20-12-2018 | --         | Regular             |
| 88 | Dr Jyothi Thilak     | 38 | Lecturer            | Female | Ph.D    | 12 | Yes | Yes | 02-07-2018 | --         | Adhoc / Contractual |
| 89 | Dr Asha C V          | 32 | Lecturer            | Female | Ph.D    | 12 | Yes | Yes | 02-07-2018 | --         | Adhoc / Contractual |
| 90 | Rijin K              | 30 | Lecturer            | Male   | NET     | 12 | Yes | No  | 03-07-2018 | 31-03-2019 | Adhoc / Contractual |

# ACADEMIC AND ADMINISTRATIVE AUDIT REPORT

# ACADEMIC & ADMINISTRATIVE AUDIT REPORT AND FOLLOW-UP ACTION

The college has been committed to maintain and enhance the quality education through an Annual Academic & Administrative Audit, a practice initiated in 2023. The academic audit serves as a tool for evaluating the quality of education provided by the college and contributing to a system of continuous improvement. As a part of this initiative, the college has established a collaboration with Payyanur College, Payyanur.

## 2023-2024

The Annual Academic & Administrative Audit for the year 2023-2024 was conducted by Dr. Harikrishnan E, Assistant Professor, Dept of Botany, Payyanur College, Payyanur and Dr. Vinod Kumar T, Assistant Professor, Dept of Physics, Payyanur College, Payyanur on 21/02/2024 and 22/02/2024



## 2023-2024

The Annual Academic & Administrative Audit for the year 2023-2024 was conducted by Dr. Harikrishnan E, Assistant Professor, Dept of Botany, Payyanur College, Payyannur and Dr. Vinod Kumar T, Assistant Professor, Dept of Physics, Payyanur College, Payyannur on 21/02/2024 and 22/02/2024.

| <b>SI.No</b> | <b>Observations &amp; Suggestions</b>                           | <b>Follow-up action</b>                                                                                                                                                                                           |
|--------------|-----------------------------------------------------------------|-------------------------------------------------------------------------------------------------------------------------------------------------------------------------------------------------------------------|
| 1.           | Needs to improve the discipline                                 | IQAC implemented a structured disciplinary system in the campus through the Disciplinary committee.                                                                                                               |
| 2.           | Increase the number of ICT enabled classrooms                   | IQAC took an initiative for integrating more ICT enabled classrooms to enhance the Quality of teaching learning system.                                                                                           |
| 3.           | Needs to make the campus clean                                  | Institute regular cleanliness drives with the Support to NSS, Bhoomithrasena and NCC.                                                                                                                             |
| 4.           | Participation of students in certificate course can be improved | During the year 2023-24, IQAC instructed to all the departments to conduct certificate courses in their respective fields. As a result, a total of 1447 students participated in the various certificate courses. |
| 5.           | Introduce more effective online attendance system               | Provided additional software support for ETLAB                                                                                                                                                                    |



|     |                                                                            |                                                                                                                                                                                                                                                               |
|-----|----------------------------------------------------------------------------|---------------------------------------------------------------------------------------------------------------------------------------------------------------------------------------------------------------------------------------------------------------|
| 6.  | University examination results not up to the mark. Need improvement        | IQAC initiated department wise result analysis and took the necessary steps for improvement of university examination results.                                                                                                                                |
| 7.  | Increase the number of PhD holders among faculties                         | As per the directions of IQAC<br>Around 20 teachers have successfully registered for PhD in various Universities.                                                                                                                                             |
| 8.  | Purchase more books in library and need to be digitalised.                 | The library is partially digitalized with E-resources-space software and Bookservice scheme, audiobooks for differently Abled persons etc.                                                                                                                    |
| 9.  | Increase the number of FDPs /workshops for teaching and non-teaching staff | Promoted teachers to attend various professional development programmes conducted by other institutions.<br>IQAC provided financial assistance to teachers for participating FDPS/other training programmes and towards Membership fee for professional body. |
| 11. | Add more number of sanitary napkin vending machine and incinerator         | Installed 2 units at girls room.                                                                                                                                                                                                                              |
| 12. | Green audits to be conducted                                               | The college conducted green audits during the2023-24 for pursuing the sustainable practices of the institution.                                                                                                                                               |

**INSTITUTIONAL ASSESSMENT  
AND  
ACCREDITATION**

**REPORT OF  
ACADEMIC AND ADMINISTRATIVE AUDIT**

**SREE NARAYANA COLLEGE KANNUR  
21 & 22 FEBRUARY 2024**

Prepared by:

**INTERNAL QUALITY ASSURANCE CELL**

**PAYYANUR COLLEGE ,PAYYANUR**

**ACADEMIC AND ADMINISTRATIVE AUDIT REPORT  
2023-24**

**SREE NARAYANA COLLEGE ,KANNUR**

**SECTION I**

**GENERAL INFORMATION**

|     |                                                                                                                    |                                                                                                                                                                                                                                                                                                                                                                                                                                           |
|-----|--------------------------------------------------------------------------------------------------------------------|-------------------------------------------------------------------------------------------------------------------------------------------------------------------------------------------------------------------------------------------------------------------------------------------------------------------------------------------------------------------------------------------------------------------------------------------|
| 1.1 | Name & Address of the Institution:                                                                                 | Sree Narayana College<br>Kannur,Kerala,670007                                                                                                                                                                                                                                                                                                                                                                                             |
| 1.2 | Year of Establishment                                                                                              | 1960                                                                                                                                                                                                                                                                                                                                                                                                                                      |
| 1.3 | <b>Current Academic Status</b><br>Departments<br>No. of Faculty Members<br>No. of Office Staff<br>No. of Students: | UG-13, PG- 6<br>56<br>16<br>2311                                                                                                                                                                                                                                                                                                                                                                                                          |
| 1.4 | Three major features in the institutional context                                                                  | <b>1. Enlightenment through education</b><br>One major feature of Sree Narayana College, being a college owned by a backward community,is its exclusive focus on providing education to socially and financially backward students. More than 60% of students belongs to backward communities to create a supportive and empowering environment, allowing students to develop their potential and pursue academic and professional goals' |

|     |                           |                                                                                                                                                                                                                                                                                                                                                                        |
|-----|---------------------------|------------------------------------------------------------------------------------------------------------------------------------------------------------------------------------------------------------------------------------------------------------------------------------------------------------------------------------------------------------------------|
|     |                           | <p>.</p> <p>2. <b>Academic Excellence:</b> The college prioritizes academic excellence by offering high-quality teaching, research opportunities, and a conducive learning environment. Students bag ranks every year.</p> <p>3. Vast land is available for future development.</p>                                                                                    |
| 1.5 | Composition of Audit Team | <p>Dr Harikrishnan E (Convenor)<br/> Assistant Professor<br/> Department of Botany<br/> Payyanur college Payyanur</p> <p>Dr Vinod Kumar T (Member)<br/> Assistant Professor<br/> Department of Physics<br/> Payyanur college Payyanur</p> <p>Dr K Ajayakumar (Principal)<br/> S N College Kannur</p> <p>Dr K P Prasanth (IQAC Coordinator)<br/> S N College Kannur</p> |

## SECTION II: CRITERION-WISE ANALYSIS

### Curricular Aspects

| Sl. No. | Indicator                              | Observations                                                                                                                                                                                                                                 |
|---------|----------------------------------------|----------------------------------------------------------------------------------------------------------------------------------------------------------------------------------------------------------------------------------------------|
| 2.1.1.  | Curricular planning and implementation | <ul style="list-style-type: none"><li>• Follows curriculum of Kannur University</li><li>• Affiliation document from the University is maintained for each programme</li></ul>                                                                |
| 2.1.2.  | Academic flexibility                   | <ul style="list-style-type: none"><li>• Value education classes conducted</li><li>• Mentoring and tutorial sessions conducted</li><li>• Programmes to be made distinct to attract students</li></ul>                                         |
| 2.1.3.  | Curriculum enrichment                  | <ul style="list-style-type: none"><li>• Follows curriculum of affiliating university</li><li>• Offers certificate courses</li><li>• Increase number of certificate programmes</li><li>• More internships and field visits required</li></ul> |
| 2.1.4.  | Feedback system                        | <ul style="list-style-type: none"><li>• Feedback system to be strengthened</li><li>• Regular collection of student feedback done</li><li>• Semester-wise feedback, exit</li></ul>                                                            |

|  |  |                                                                     |
|--|--|---------------------------------------------------------------------|
|  |  | <p>feedback and stakeholders’<br/>feedback taken by Departments</p> |
|--|--|---------------------------------------------------------------------|

## Teaching Learning and Evaluation

| Sl. No. | Indicator                      | Observations                                                                                                                                                                                                                                    |
|---------|--------------------------------|-------------------------------------------------------------------------------------------------------------------------------------------------------------------------------------------------------------------------------------------------|
| 2.2.1   | Student enrolment and profile  | <ul style="list-style-type: none"> <li>• Admissions facilitated through UG-CAP portal of Kannur University</li> <li>• Concessions and scholarships given for financially weak students</li> <li>• Students with high marks enrolled</li> </ul>  |
| 2.2.2   | Catering to student diversity  | <ul style="list-style-type: none"> <li>• Remedial Coaching, Mentoring and Tutorial systems to be strengthened</li> <li>• Mentoring forms to follow proper format with sections on ‘Issues Raised’, ‘Issues Solved’ and ‘Result’</li> </ul>      |
| 2.2.3   | Teaching-Learning process      | <ul style="list-style-type: none"> <li>• POs and PSOs displayed on noticeboard</li> <li>• Teacher’s Diaries updated</li> <li>• More fieldworks and projects required</li> </ul>                                                                 |
| 2.2.4   | Teacher quality                | <ul style="list-style-type: none"> <li>• Training programmes to be organized for teachers, especially for use of e-resources</li> <li>• Teachers to attend workshops on accreditation</li> <li>• Permanent faculty members appointed</li> </ul> |
| 2.2.5   | Evaluation process and reforms | <ul style="list-style-type: none"> <li>• Grades determined through internal and external evaluation.</li> <li>• Plan of action for continuous internal assessment to be submitted</li> </ul>                                                    |

|       |                                           |                                                                                                                    |
|-------|-------------------------------------------|--------------------------------------------------------------------------------------------------------------------|
| 2.2.6 | Student performance and learning outcomes | <ul style="list-style-type: none"> <li>• Top ranks every year</li> <li>• Pass percentage to be improved</li> </ul> |
|-------|-------------------------------------------|--------------------------------------------------------------------------------------------------------------------|

## Research, Innovations and Extension

| Sl. No. | Indicator                          | Observations                                                                                                                                                                                                                                              |
|---------|------------------------------------|-----------------------------------------------------------------------------------------------------------------------------------------------------------------------------------------------------------------------------------------------------------|
| 2.3.1   | Promotion of research              | <ul style="list-style-type: none"> <li>• All teachers to possess NET/Ph.D</li> <li>• Several teachers registered for Ph. D</li> <li>• Inadequate number of indexed publications</li> <li>• Book publications to be increased</li> </ul>                   |
| 2.3.2   | Resource mobilization for research | <ul style="list-style-type: none"> <li>• ICT facilities to be augmented</li> <li>• Grants obtained from agencies</li> <li>• Resource mobilization centre required</li> <li>• Books and journals required</li> </ul>                                       |
| 2.3.3   | Research facilities                | <ul style="list-style-type: none"> <li>• Research facilities lacking</li> <li>• ICT facilities to be improved</li> <li>• Research funds to be distributed</li> </ul>                                                                                      |
| 2.3.4   | Research publications and awards   | <ul style="list-style-type: none"> <li>• Research papers published in peer reviewed national/ international journals</li> <li>• Papers presented in national/ international seminars/conferences</li> <li>• Research output has to be improved</li> </ul> |
| 2.3.5   | Innovation                         | <ul style="list-style-type: none"> <li>• IIC, IEDC &amp; ED clubs function effectively</li> <li>• Students participated in YIP and got selected in State level</li> </ul>                                                                                 |

|       |                                                              |                                                                                                                                                                                                                                                           |
|-------|--------------------------------------------------------------|-----------------------------------------------------------------------------------------------------------------------------------------------------------------------------------------------------------------------------------------------------------|
| 2.3.6 | Extension activities and institutional social responsibility | <ul style="list-style-type: none"> <li>• Strong extension activities through NSS and NCC</li> <li>• Extension Wing to be established</li> <li>• More programmes to be open to students from outside the college</li> </ul>                                |
| 2.3.7 | Collaborations                                               | <ul style="list-style-type: none"> <li>• Ensure functionality of MoUs</li> <li>• Formal institutional research collaborations lacking</li> <li>• MoUs to be signed</li> <li>• Existing linkages and MoUs to be formalized and executed/renewed</li> </ul> |

### **Infrastructure and Learning Resources**

| <b>Sl. No.</b> | <b>Indicators</b>              | <b>Observations</b>                                                                                                                                                                                                                                                                                                                                                                                                                                                                                         |
|----------------|--------------------------------|-------------------------------------------------------------------------------------------------------------------------------------------------------------------------------------------------------------------------------------------------------------------------------------------------------------------------------------------------------------------------------------------------------------------------------------------------------------------------------------------------------------|
| 2.4.1          | Physical facilities            | <ul style="list-style-type: none"> <li>• Infrastructure facilities to be augmented</li> <li>• Innovation Council Room to be set up</li> <li>• Research Mobilization Centre required</li> <li>• Digital library required</li> <li>• Roads, paths to be repaired</li> <li>• Disabled friendly tactile paths to be set up.</li> <li>• Incubation centre to be launched with adequate space and facilities</li> <li>• Language Lab being set up with MLA funds</li> <li>• ERP to be used extensively</li> </ul> |
| 2.4.2          | Library as a learning resource | <ul style="list-style-type: none"> <li>• RFID and DELNET required in library</li> <li>• All books in curriculum to be made available in library</li> <li>• Open access facility provided for staff and students</li> </ul>                                                                                                                                                                                                                                                                                  |



|       |                                  |                                                                                                                                                                                                                                                                       |
|-------|----------------------------------|-----------------------------------------------------------------------------------------------------------------------------------------------------------------------------------------------------------------------------------------------------------------------|
| 2.4.3 | IT infrastructure                | <ul style="list-style-type: none"> <li>• ICT facilities to be modernized</li> <li>• College website updated</li> <li>• Wi-Fi functioning to be made faster</li> </ul>                                                                                                 |
| 2.4.4 | Maintenance of campus facilities | <ul style="list-style-type: none"> <li>• Facilities to be maintained regularly</li> <li>• Repairs to be done promptly</li> <li>• Management to provide funds for infrastructure augmentation and maintenance</li> <li>• Centralised UPS system is required</li> </ul> |

### **Student Support and Progression**

| <b>Sl. No.</b> | <b>Indicators</b>                    | <b>Observations</b>                                                                                                                                                                                                                                                                       |
|----------------|--------------------------------------|-------------------------------------------------------------------------------------------------------------------------------------------------------------------------------------------------------------------------------------------------------------------------------------------|
| 2.5.1          | Student mentoring and support        | <ul style="list-style-type: none"> <li>• Training programmes and workshops organized</li> <li>• Documents to be filed</li> <li>• Placement Cell to be energized</li> <li>• Scholarships and awards for deserving students.</li> <li>• Tutorial and remedial sessions conducted</li> </ul> |
| 2.5.2          | Student progression                  | <ul style="list-style-type: none"> <li>• Underprivileged students given special support</li> <li>• Ranks bagged every year</li> <li>• Low number of students progressing to higher education/jobs</li> <li>• Drop-out rates to be reduced</li> </ul>                                      |
| 2.5.3          | Student participation and activities | <ul style="list-style-type: none"> <li>• Programmes conducted regularly</li> <li>• Clubs and Associations active</li> <li>• Registers to be maintained</li> </ul>                                                                                                                         |

### **Governance, Leadership and Management**

| <b>Sl. No.</b> | <b>Indicators</b> | <b>Observations</b> |
|----------------|-------------------|---------------------|
|----------------|-------------------|---------------------|

|       |                                                |                                                                                                                                                                                                                    |
|-------|------------------------------------------------|--------------------------------------------------------------------------------------------------------------------------------------------------------------------------------------------------------------------|
| 2.6.1 | Institutional vision and leadership            | <ul style="list-style-type: none"> <li>• Enlightenment through education</li> <li>• Involvement of all stakeholders required</li> </ul>                                                                            |
| 2.6.2 | Strategy development and deployment            | <ul style="list-style-type: none"> <li>• ERP to be utilized</li> <li>• Signatures to be appended to all documents</li> <li>• Documentation to be digitized</li> </ul>                                              |
| 2.6.3 | Faculty empowerment strategies                 | <ul style="list-style-type: none"> <li>• Teachers encouraged to participate in FDPs, seminars and workshops online</li> <li>• Teachers to collect exit feedback – take measures to correct shortcomings</li> </ul> |
| 2.6.4 | Financial management and resource mobilization | <ul style="list-style-type: none"> <li>• Funds required for repairing/installing smart boards, computers, projectors, etc.</li> </ul>                                                                              |
| 2.6.5 | Internal quality assurance system              | <ul style="list-style-type: none"> <li>• IQAC functioning efficiently</li> <li>• Coordinates all programmes.</li> <li>• Making preparations for submission of IIQA and SSR.</li> </ul>                             |

## Institutional Values and Best Practices

| Sl. No | Indicators                  | Observations                                                                                                                                                                                                            |
|--------|-----------------------------|-------------------------------------------------------------------------------------------------------------------------------------------------------------------------------------------------------------------------|
| 2.7.1  | Environmental consciousness | <ul style="list-style-type: none"> <li>• Green audits conducted by students</li> <li>• Energy audits conducted by students</li> <li>• Colour-coded waste baskets available</li> <li>• Solar panels available</li> </ul> |

|       |                |                                                                                                                                                                                                                                                                                            |
|-------|----------------|--------------------------------------------------------------------------------------------------------------------------------------------------------------------------------------------------------------------------------------------------------------------------------------------|
|       |                | <ul style="list-style-type: none"> <li>• Green Campus initiative has been successful</li> </ul>                                                                                                                                                                                            |
| 2.7.2 | Innovations    | <ul style="list-style-type: none"> <li>• Innovation Council functioning effectively</li> <li>• Students to attend more programmes and training sessions</li> <li>• Innovation ambassadors to enable start-ups</li> <li>• Incubation centre to be established</li> </ul>                    |
| 2.7.3 | Best Practices | <ul style="list-style-type: none"> <li>• Institutional Best Practises /Various services are effectively given to the adopted village</li> <li>• Best practices of departments to align with best practices of college</li> <li>• Best practices should be continuing activities</li> </ul> |

## SECTION III: OVERALL ANALYSIS

|     |                         |                                                                                                                                                                                                                                                                                                                                                                                                                                                                                                                                                                                                                                     |
|-----|-------------------------|-------------------------------------------------------------------------------------------------------------------------------------------------------------------------------------------------------------------------------------------------------------------------------------------------------------------------------------------------------------------------------------------------------------------------------------------------------------------------------------------------------------------------------------------------------------------------------------------------------------------------------------|
| 3.1 | Institutional Strengths | <ul style="list-style-type: none"><li>• First Higher Education Institution in the district of Kannur with six decades of proven track record in uplifting the underprivileged.</li><li>• The institution serves to render <b>affordable and quality education to socially and economically backward</b> in the district of Kannur.</li><li>• Collaborative and Committed Management; supportive Alumni, Parent Teacher to ensure <b>decentralization and participative management.</b></li><li>• Effective utilization of <b>UGC</b> grants for strengthening teaching-learning infrastructure and research capabilities.</li></ul> |
|-----|-------------------------|-------------------------------------------------------------------------------------------------------------------------------------------------------------------------------------------------------------------------------------------------------------------------------------------------------------------------------------------------------------------------------------------------------------------------------------------------------------------------------------------------------------------------------------------------------------------------------------------------------------------------------------|

|     |                             |                                                                                                                                                                                                                                                                                                                                                                                                                                                                                                                                                                                                                                                                                                                                                                                                                |
|-----|-----------------------------|----------------------------------------------------------------------------------------------------------------------------------------------------------------------------------------------------------------------------------------------------------------------------------------------------------------------------------------------------------------------------------------------------------------------------------------------------------------------------------------------------------------------------------------------------------------------------------------------------------------------------------------------------------------------------------------------------------------------------------------------------------------------------------------------------------------|
| 3.2 | Institutional Weaknesses    | <ul style="list-style-type: none"> <li>• College has no owned transportation facilities for students.</li> <li>• College has limited scope for new programs</li> <li>• Lack of funding from national organizations for advanced research.</li> <li>• No patents generated.</li> </ul>                                                                                                                                                                                                                                                                                                                                                                                                                                                                                                                          |
| 3.3 | Institutional Opportunities | <ul style="list-style-type: none"> <li>• Industry Partnerships: Strengthening industry-college interactions can help improve practical training and research opportunities.</li> <li>• Skill Development Initiatives: The college can enhance its vocational and skill development programs to equip students for emerging industries.</li> <li>• Expanding Research Funding: Opportunities exist to attract funding from national and international research bodies to promote advanced research.</li> <li>• Alumni Network: By engaging alumni, the college can open up avenues for mentorship, funding, and career placements for students.</li> <li>• Sustainability Initiatives: Transitioning to renewable energy sources and sustainable practices can enhance the college's infrastructure.</li> </ul> |
| 3.4 | Institutional Challenges    | <ul style="list-style-type: none"> <li>• Difficulties in appointing permanent staff.</li> <li>• Lack of adequate infrastructure</li> <li>• Lack of autonomy in creating syllabus, designing courses etc</li> </ul>                                                                                                                                                                                                                                                                                                                                                                                                                                                                                                                                                                                             |

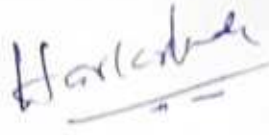



## SECTION IV

### RECOMMENDATIONS FOR QUALITY ENHANCEMENT

1. Despite limited resources, prioritize infrastructure development by focusing on essential facilities such as well-equipped classrooms, libraries, and laboratories. Seek funding from government schemes, NGOs, and philanthropic organizations.
2. Introduce skill development and vocational training programs that align with local market demands.
3. NAAC Accreditation Preparation to be done systematically. Work closely with the Internal Quality Assurance Cell (IQAC) to prepare thoroughly for the NAAC accreditation process. IQA and SSR to be submitted on time.
4. Foster extension activities – Files to be maintained
5. Explore partnerships and collaborations with reputed institutions, both regionally and nationally. These collaborations can facilitate faculty and student exchange programmes, joint research projects, and access to additional resources.
6. Embrace technology to supplement the limited infrastructure. Utilize online resources, digital learning platforms, and virtual classrooms to enhance the educational experience for students.
7. Encourage faculty and students to engage in research and innovation activities.
8. Continue scholarship programs and financial aid initiatives to support deserving and financially disadvantaged students. This will encourage students to pursue higher education and reduce dropouts due to financial constraint.

The IQAC stands as a steadfast pillar of institutional progress, guiding the college towards its pursuit of excellence and sustained quality in higher education. Through its unwavering commitment and strategic planning, the IQAC has successfully nurtured a culture of academic integrity, student-centricity, and community engagement. IQAC's vision of empowering students of backward community with education and opportunities has translated into tangible achievements that reflect the dedication and passion of the entire college community. As the college approaches the imminent NAAC accreditation, IQAC's diligent preparation and rigorous self-assessment processes would help showcase the strengths and achievements of the institution and bridge the loopholes identified.

Signature of Academic and Administrative Audit Team members

|   |                                                                                                |                                                                                                                                                                                      |
|---|------------------------------------------------------------------------------------------------|--------------------------------------------------------------------------------------------------------------------------------------------------------------------------------------|
| 1 | Dr. Harikrishnan E<br>Assistant Professor<br>Department of Botany<br>Payyanur College Payyanur |                                                                                                    |
| 2 | Dr Vinod Kumar T<br>Assistant Professor<br>Department of Physics<br>Payyanur College Payyanur  | <br>Dr. Vinod Kumar T<br>Assistant Professor<br>Department of Physics<br>Payyanur College Payyanur |
| 3 | Dr C P Satheesh<br>Principal<br>S N College Kannur                                             |                                                                                                    |
| 4 | Dr Prasanth K P<br>IQAC Coordinator<br>S N College Kannur                                      |                                                                                                   |

Dr. Harikrishnan E  
Assistant Professor  
Department of Botany  
Payyanur College Payyanur

